

Hong Leong Investment Bank Berhad

Company no: 10209-W

(Incorporated in Malaysia)

**Reports and financial statements
for the financial year ended 30 June 2015**

Hong Leong Investment Bank Berhad

Company no: 10209-W

(Incorporated in Malaysia)

Reports and financial statements for the financial year ended 30 June 2015

Content	Page
Directors' report	1 - 17
Statements of financial position	18
Income statements	19
Statements of comprehensive income	20
Statements of changes in equity	21 - 24
Statements of cash flows	25 - 26
Summary of significant accounting policies	27 - 45
Notes to the financial statements	46 - 134
Statement by Directors	135
Statutory declaration	135
Independent auditors' report	136 - 137

Hong Leong Investment Bank Berhad

Company no: 10209-W

(Incorporated in Malaysia)

Directors' report

for the financial year ended 30 June 2015

The Directors of Hong Leong Investment Bank Berhad ("the Bank" or "HLIB") have pleasure in presenting their report together with the audited financial statements of the Group and of the Bank for the financial year ended 30 June 2015.

Principal activities

The Bank is principally engaged in investment banking, stockbroking business, futures broking and related financial services.

The principal activities of the subsidiary companies are nominee and custodian services as disclosed in Note 14 to the financial statements.

There have been no significant changes in the nature of these activities during the financial year.

Financial results

	The Group RM'000	The Bank RM'000
Net profit for the financial year	<u>65,510</u>	<u>65,553</u>

Dividends

The dividends paid by the Bank since 30 June 2014 were as follows:-

In respect of financial year ended 30 June 2014:

A final single-tier dividend of 38.20 sen per share on the Bank's issued and paid-up Redeemable Preferences Shares of RM1,630,765 comprising of 163,076,524 shares, paid on 7 November 2015

RM'000

62,295

The Directors of the Bank recommend the payment of a final single-tier dividend of 25.212 sen per share on the Bank's issued and paid-up ordinary share capital of RM165,000,000 comprising 165,000,000 shares, amounting to RM41,599,800 for the financial year ended 30 June 2015.

Business strategy for the current financial year

The Bank's strategy is to focus to expand the range of investment banking products and to enable clients access to other foreign capital markets.

Hong Leong Investment Bank Berhad

Company no: 10209-W

(Incorporated in Malaysia)

Directors' report

for the financial year ended 30 June 2015 (continued)

Outlook and business plan for the coming financial year

The key focus for the coming financial year is to strengthen and build on the existing stockbroking business and to offer innovative investment banking solutions while leveraging on Hong Leong Group relationship.

Significant events during the financial year

Significant events during the financial year are disclosed in Note 46 to the financial statements.

Reserves and provisions

All material transfers to or from reserves and provisions during the financial year are disclosed in the financial statements and notes to the financial statements.

Directors

The Directors who have held office since the date of the last report and at the date of this report are as follows:

YBhg Tan Sri Dato' Seri Khalid Ahmad bin Sulaiman	(Chairman, Non-Independent Non-Executive Director)
Ms Lee Jim Leng	(Group Managing Director/Chief Executive Officer)
Mr Choong Yee How	(Non-Independent Non-Executive Director) (Resigned on 21.09.2015)
YBhg Tan Sri A. Razak bin Ramli	(Independent Non-Executive Director)
YBhg Dato' Mohzani bin Abdul Wahab	(Independent Non-Executive Director)
Mr Martin Giles Manen	(Independent Non-Executive Director)
YBhg Dato' Wee Hoe Soon @ Gooi Hoe Soon	(Independent Non-Executive Director) (Resigned on 23.01.2015)
Mr Yong Yoong Fa	(Independent Non-Executive Director) (Appointed on 15.07.2015)

Hong Leong Investment Bank Berhad

Company no: 10209-W

(Incorporated in Malaysia)

Directors' report

for the financial year ended 30 June 2015 (continued)

Statements of Directors' Responsibility

In preparing the financial statements, the Directors have ensured that these financial statements are drawn up in accordance with Malaysian Financial Reporting Standards, International Financial Reporting Standards and the requirements of the Companies Act, 1965 in Malaysia with reasonable and prudent judgements and estimates.

It is the responsibility of the Directors to ensure that the financial statements of the Group and of the Bank present a true and fair view of the state of affairs of the Group and of the Bank as at 30 June 2015 and of the results and cash flows of the Group and of the Bank for the financial year ended on that date.

The financial statements are prepared on a going concern basis and the Directors have ensured that proper accounting records are kept so as to enable the preparation of the financial statements with reasonable accuracy.

The Directors have also overall responsibilities for taking such steps as are reasonably open to them to safeguard the assets of the Group and of the Bank and for the implementation and continued operation of adequate accounting and internal control systems for the prevention and detection of fraud and other irregularities. The system of internal controls is designed to provide reasonable and not absolute assurance for achieving certain internal control standards and helps the Group and the Bank manage the risk of failure to achieve business.

The Statement by Directors pursuant to Section 169 of the Companies Act, 1965 is set out on page 135.

Directors' interests

None of the Directors holding office at the end of the financial year end had any beneficial interest in the ordinary shares/options of the Bank and/or its related corporations during the financial year ended 30 June 2015, as recorded in the Register of Directors' Shareholdings kept by the Bank under Section 134 of the Companies Act, 1965, except for YBhg Tan Sri Dato' Seri Khalid Ahmad bin Sulaiman and Mr Choong Yee How whose interests are disclosed in the Directors' Report of the immediate holding company as provided for under Section 134 of the Companies Act, 1965, and Ms Lee Jim Leng whose interests are as follows:-

Hong Leong Investment Bank Berhad

Company no: 10209-W

(Incorporated in Malaysia)

Directors' report

for the financial year ended 30 June 2015 (continued)

Directors' interests (continued)

	Nominal value per share RM	Shareholdings in which Directors have direct interests Number of ordinary shares/preference shares/*shares issued or to be issued or acquired arising from the exercise of options			As at 30.06.2015
		As at 01.07.2014	Acquired	Sold	
Interests of Ms Lee Jim Leng in:					
Hong Leong Capital Berhad	1.00	-	525,000 ⁽¹⁾	(525,000)	-
		525,000 *	-	(525,000) ⁽¹⁾	-

Notes:

⁽¹⁾ Exercise of share options

Directors' benefits

Since the end of the previous financial year, none of the Directors of the Bank received or became entitled to receive any benefit (other than a benefit included in the aggregate amount of emoluments received or due and receivable by the Directors as shown in the financial statements or the fixed salary of a full-time employee of the Bank or of related corporations) by reason of a contract made by the Bank or its related corporations with the Director or with a firm of which the Director is a member, or with a company in which the Director has a substantial financial interest.

Neither at the end of the financial year, nor at any time during the financial year, did there subsist any other arrangements to which the Bank is a party, with the object or objects of enabling Directors of the Bank to acquire benefits by means of the acquisition of shares in, or debentures of the Bank or any other body corporate, other than the shares options granted pursuant to the Executive Share Option Scheme.

Share capital

On 28 May 2015, the Bank redeemed 163,076,524 redeemable preference shares ("RPS") of RM0.01 each, representing 100% of its issued RPS capital held by HLG Securities Sdn Bhd.

Hong Leong Investment Bank Berhad

Company no: 10209-W

(Incorporated in Malaysia)

Directors' report

for the financial year ended 30 June 2015 (continued)

Corporate Governance

Corporate Governance is the process and structure used to direct and manage the business and affairs of the Bank towards enhancing business prosperity and corporate accountability with the ultimate objective of realising long term shareholder value, whilst taking into account the interests of other stakeholders.

The Bank adheres to the principles and minimum standards for sound corporate governance as set out in BNM's Guidelines on Corporate Governance for Licensed Institutions (Revised BNM/GP1).

A Board of Directors ("Board")

I The Board

The Board assumes responsibility for effective stewardship and control of the Bank and has established terms of reference to assist in the discharge of this responsibility.

The role and responsibilities of the Board broadly cover formulation of corporate policies and strategies, overseeing and evaluating the conduct of the Bank's businesses; identifying principal risks and ensuring the implementation of appropriate systems to manage these risks; and reviewing and approving key matters such as financial results, investments and divestments, acquisitions and disposals and major capital expenditure and such other responsibilities required of them by BNM as specified in guidelines or circulars issued by BNM from time to time.

The Board observes the Bank's Directors' Code of Ethics established by the Companies Commission of Malaysia and BNM/GP7 Code of Ethics: Guidelines on Code of Conduct for Directors, Officers and Employees in the Banking industry.

II Board Balance

The Board comprises seven (7) directors, six (6) of whom are non-executive. Of the non-executive directors, four (4) are independent.

The Board is of view that the current Board composition fairly reflects the investment of shareholders in the Bank.

The Chairman leads the Board and ensures its smooth and effective functioning.

The Group Managing Director/Chief Executive Officer ("GMD/CEO") is responsible for the vision and strategic direction of the Group, implementing the policies and decisions of the Board, initiating business ideas and corporate strategies to create competitive edge and enhancing shareholder wealth, setting the benchmark and targets for operating companies, overseeing the day-to-day operations and tracking compliance and business progress.

Hong Leong Investment Bank Berhad

Company no: 10209-W

(Incorporated in Malaysia)

Directors' report

for the financial year ended 30 June 2015 (continued)

Corporate Governance (continued)

A Board of Directors (continued)

III Board Meetings

The Board met seven (7) times during the financial year ended 30 June 2015 with timely notices of issues to be discussed. Details of attendance of each director are as follow:

Director	Attendance
YBhg Tan Sri Dato' Seri Khalid Ahmad bin Sulaiman	7/7
Ms Lee Jim Leng	7/7
Mr Choong Yee How (Resigned on 21.09.2015)	6/7
YBhg Tan Sri A. Razak bin Ramli	7/7
YBhg Dato' Mohzani bin Abdul Wahab	7/7
Mr Martin Giles Manen	7/7
YBhg Dato' Wee Hoe Soon @ Gooi Hoe Soon (Resigned on 23.01.2015)	4/5

Mr Yong Yoong Fa was appointed on 15 July 2015 after the close of financial year ended 30 June 2015 and as such did not attend any of the Board meetings held during the financial year ended 30 June 2015.

At the Board meetings, active deliberations of issues by Board members are encouraged and such deliberations, decisions and conclusions are recorded by the Company Secretary accordingly. Any director who has an interest in the subject matter to be deliberated shall abstain from deliberating and voting on the same during the meetings.

IV Supply of Information

All Board members are supplied with information in a timely manner. Board reports are circulated prior to Board meetings and the reports provide, amongst others, financial and corporate information, significant operational, financial and corporate issues, performance of the Bank and management's proposals which require the approval of the Board.

All Directors have access to the advice and services of the Company Secretary and Internal Auditors. All Directors also have access to independent professional advice at the Bank's expense, in consultation with the Chairman or the GMD/CEO of the Bank.

Hong Leong Investment Bank Berhad

Company no: 10209-W

(Incorporated in Malaysia)

Directors' report

for the financial year ended 30 June 2015 (continued)

Corporate Governance (continued)

A Board of Directors (continued)

V Board Audit and Risk Management Committee ("BARMC")

The financial reporting and internal control system of the Bank are overseen by the BARMC.

Composition

The BARMC should comprise of only non-executive directors with at least three (3) members. The BARMC should be chaired by an independent director. The BARMC comprises:

YBhg Tan Sri A. Razak bin Ramli	(Chairman, Independent Non-Executive Director)
Mr Martin Giles Manen	(Independent Non-Executive Director)
Mr Choong Yee How (Resigned on 21.09.2015)	(Non-Independent Non-Executive Director)

Secretary

The secretary(ies) to the BARMC are the Company Secretary(ies) of the Bank.

Terms of Reference

Audit

- (a) To review the external audit fees.
- (b) To nominate and recommend for the approval of the Board, a person or persons as external auditor(s).
- (c) To review, with the external auditors, the audit scope and plan.
- (d) To review, with the external auditors, the audit report and audit findings and the management's response thereto.
- (e) To review the assistance given by the officers of the Bank and its subsidiaries (the "Group") to the external auditors.
- (f) To review and assess the objectivity, performance and independence of the external auditors and to recommend the appointment or re-appointment of external auditors.
- (g) To ensure that there are proper checks and balances in place so that the provision of non-audit services does not interfere with the exercise of independent judgment of the external auditors.
- (h) To ensure that the accounts are prepared in a timely and accurate manner with frequent reviews of the adequacy of provisions against contingencies and bad and doubtful debts.
- (i) To engage on a continuous basis with the Chairman, senior management, such as the Chief Executive Officer, the Chief Risk Officer, the Head of Compliance, the Group Financial Controller, the Chief Internal Auditor and the external auditors in order to be kept informed of matters affecting the Bank.

Hong Leong Investment Bank Berhad

Company no: 10209-W

(Incorporated in Malaysia)

Directors' report

for the financial year ended 30 June 2015 (continued)

Corporate Governance (continued)

A Board of Directors (continued)

V Board Audit and Risk Management Committee ("BARMC") (continued)

Terms of Reference (continued)

Audit (continued)

- (j) To review the quarterly reports and annual financial statements of the Bank prior to the approval by the Board.
- (k) To review the performance and adequacy of the internal audit scope and plan, functions, competency and resources of the internal audit function as stipulated in the Service Level Agreement.
- (l) To review the report and findings of the Group Internal Audit Department including any findings of internal investigations and the management's response thereto.
- (m) To consider the provision of non-audit services by the external auditors.
- (n) To advise on the appointment, remuneration, performance, evaluation, removal and redeployment of the Chief Internal Auditor.
- (o) To review the audit plan, audit charter and budget of the Group Internal Audit Department as well as the scope of internal audit procedures and to ensure that the Group Internal Audit Department is distinct and has the appropriate status within the overall organisation structure for the internal auditors to achieve their audit objectives.
- (p) Other audit functions as may be agreed to by the BARMC and the Board.

Risk Management

- (a) To oversee senior management's activities in managing credit, market, liquidity, operational, and IT risks and to ensure that the risk management process is in place and functioning.
- (b) To review and report to the Board measures taken to:
 - (i) Identify and examine principal risks faced by the Bank.
 - (ii) Implement appropriate systems and internal controls to manage these risks.
- (c) To review, recommend and/or endorse the Bank's major risk management policies, strategies and risk tolerance for Board's approval.
- (d) To endorse the Bank's risk appetite, internal capital target, Internal Capital Adequacy Assessment Process ("ICAAP") and Capital Management Framework for Board's approval.
- (e) To oversee and monitor implementation of the Risk and Capital Management Framework and activities adopted by the Bank.
- (f) To ensure that senior management discharges its responsibilities for the development and effective implementation of the ICAAP.
- (g) To oversee the control of the ICAAP within the Bank.
- (h) To review the implementation of capital management in line with the Capital Management Framework, contingency funding plan.
- (i) To review and endorse capital plan.

Hong Leong Investment Bank Berhad

Company no: 10209-W

(Incorporated in Malaysia)

Directors' report

for the financial year ended 30 June 2015 (continued)

Corporate Governance (continued)

A Board of Directors (continued)

V Board Audit and Risk Management Committee ("BARMC") (continued)

Terms of Reference (continued)

Risk Management (continued)

- (j) To review and endorse the Bank's internal capital assessment.
- (k) To review capital stress test scenarios, parameters, key assumptions and results.
- (l) To endorse action plans for any capital limit or Management Action Trigger ("MAT") breaches.
- (m) To endorse the allocation of risk-adjusted capital (if applicable).
- (n) To review periodic reports on risk appetite, risk exposure, risk portfolio composition, stress testing and risk management activities.
- (o) To review the adequacy and effectiveness of internal controls and risk management process.
- (p) To review and assess adequacy of risk management and compliance policies and framework in identifying, measuring, monitoring and controlling risk and the extent to which these are operating effectively.
- (q) To review related party transactions and conflict of interest situations that may arise within the Bank or Group including any transaction, procedure or conduct that raises questions of management integrity.
- (r) To ensure infrastructure, resources and systems are in place for risk management i.e. ensuring that the staff responsible for implementing risk management systems perform those duties independently of the Group's risk taking activities.
- (s) Other risk management functions as may be agreed to by the BARMC and the Board.

Authority

- (a) The BARMC is authorised by the Board to review any activity of the Bank within its terms of reference. It is authorised to seek any information it requires from any Director or member of management.
- (b) The BARMC is authorised by the Board to obtain independent legal or other professional advice if it considers necessary.

Hong Leong Investment Bank Berhad

Company no: 10209-W

(Incorporated in Malaysia)

Directors' report

for the financial year ended 30 June 2015 (continued)

Corporate Governance (continued)

A Board of Directors (continued)

V Board Audit and Risk Management Committee ("BARMC") (continued)

Meetings

- (a) The BARMC meets at least four (4) times a year and additional meetings may be called at any time as and when necessary. All meetings to review the quarterly reports and annual financial statements are held prior to such quarterly reports and annual financial statements being presented to the Board for approval.
- (b) The Group Managing Director, Chief Executive Officer, Chief Risk Officer, Head of Compliance, Chief Internal Auditor, Group Financial Controller and external auditors are invited to attend BARMC meetings, where applicable.
- (c) Two (2) members of the BARMC, who shall be independent and non-executive, shall constitute a quorum.
- (d) After each BARMC meeting, the BARMC shall report and update the Board on significant issues and concerns discussed during the BARMC meetings and where appropriate, make the necessary recommendations to the Board.

Activities

- (a) The BARMC carried out its duties in accordance with its terms of reference.
- (b) During the financial year ended 30 June 2015, four (4) BARMC meetings were held and the attendance of the Members was as follows:-

Member	Attendance
YBhg Tan Sri A. Razak bin Ramli	4/4
Mr Martin Giles Manen	4/4
Mr Choong Yee How (Resigned on 21.09.2015)	4/4

- (c) The BARMC reviewed the quarterly reports and annual financial statements of the Bank. The BARMC met with the external auditors and discussed the nature and scope of the audit, considered significant changes in accounting and auditing issues, reviewed the management letter and management's response, examined pertinent issues which had significant impact on the results of the Bank and discussed applicable accounting and auditing standards. The BARMC also reviewed the internal auditors' audit findings and recommendations as well as Bank Negara Malaysia's Examination Reports on the Bank.

Hong Leong Investment Bank Berhad

Company no: 10209-W

(Incorporated in Malaysia)

Directors' report

for the financial year ended 30 June 2015 (continued)

Corporate Governance (continued)

A Board of Directors (continued)

V Board Audit and Risk Management Committee ("BARMC") (continued)

Activities (continued)

(d) In addition, the BARMC reviewed the adequacy and integrity of internal control systems, including risk management and relevant management information system. It also reviewed the process put in place to identify, evaluate and manage the significant risks encountered by the Bank.

(e) The BARMC reviewed various related party transactions carried out by the Bank.

VI Nominating and Remuneration Committee ("NRC")

The NRC members are as follows:-

YBhg Tan Sri A. Razak bin Ramli (Chairman, Independent Non-Executive Director)

YBhg Tan Sri Dato' Seri Khalid Ahmad bin Sulaiman (Non- Independent Non-Executive Director)

YBhg Dato' Mohzani bin Abdul Wahab (Independent Non-Executive Director)

Mr Martin Giles Manen (Independent Non-Executive Director)

Mr Choong Yee How (Non-Independent Non-Executive Director) (Resigned on 21.09.2015)

Secretary

The Secretary of the Bank or such other person as nominated by the Board will be the secretary of the NRC.

Terms of Reference

Nominating Functions and Duties

- (a) Responsible for the nomination related matters of the Board of HLIB. The NRC assists the Board of HLIB in formulating and developing remuneration packages of Directors, Chief Executive Officer ("CEO") and key senior management staff as well as Board and Committee appointments through the periodical review of the relevant mix of skills and experiences inherent in the respective Boards.
- (b) Establishing the minimum requirements for the Board of HLIB namely required mix of skills, experience, qualification and other core competencies required of a Director. The NRC is also responsible for establishing the minimum requirements for the CEO. The requirements and criteria should be approved by the full Board.
- (c) Recommending and assessing the nominees for directorship, board committee members as well as nominees for the CEO and ensuring compliance with Section 59 of the Financial Services Act 2013. This includes assessing Directors for reappointment, before an application for approval is submitted to Bank Negara Malaysia. The actual decision as to who shall be nominated should be the responsibility of the full Board.

Hong Leong Investment Bank Berhad

Company no: 10209-W

(Incorporated in Malaysia)

Directors' report

for the financial year ended 30 June 2015 (continued)

Corporate Governance (continued)

A Board of Directors (continued)

VI Nominating and Remuneration Committee ("NRC") (continued)

Terms of Reference (continued)

Nominating Functions and Duties (continued)

- (d) Overseeing the overall composition of the Board and Board Committees, in terms of the appropriate size and skills, and the balance between Executive Directors, Non-Executive Directors and Independent Directors through annual review.
- (e) Recommending to the Board the removal of a Director/CEO/key senior management officer from the Board/management if the Director/CEO/key senior management officer is ineffective, errant and negligent in discharging his responsibilities.
- (f) Establishing a mechanism for the formal assessment on the effectiveness of the Board as a whole and the contribution of each Director to the effectiveness of the Board, the contribution of the Board's various committees and the performance of the CEO and other key senior management officers. Annual assessment should be conducted based on an objective performance criterion. Such performance criteria should be approved by the full Board.
- (g) Ensuring that all Directors receive an appropriate continuous training programme in order to keep abreast with the latest developments in the industry.
- (h) Overseeing the appointment, management succession planning and performance evaluation of key senior management officers.
- (i) Assessing, on an annual basis, to ensure that the Directors and key senior management officers are not disqualified under section 59 of the Financial Services Act 2013.
- (j) The nomination role of the NRC should not be delegated with decision-making powers but should report to the full Board for decision.

Remuneration Functions and Duties

- (a) Recommending a framework of remuneration for Directors, CEO and key senior management officers for the full Board's approval. The remuneration framework should support the Group culture, objectives and strategy and should reflect the responsibility and commitment, which goes with board membership and responsibilities of the CEO and senior management officers. There should be balance in determining the remuneration package, which should be sufficient to attract and retain Directors of caliber, and yet not excessive to the extent of licenced institution's funds are used to subsidise the excessive remuneration packages. The framework should cover all aspects of remuneration including Director's fees, salaries, allowances, bonuses, options and benefits-in-kind.

Hong Leong Investment Bank Berhad

Company no: 10209-W

(Incorporated in Malaysia)

Directors' report

for the financial year ended 30 June 2015 (continued)

Corporate Governance (continued)

A Board of Directors (continued)

VI Nominating and Remuneration Committee ("NRC") (continued)

Remuneration Functions and Duties (continued)

- (b) Recommending specific remuneration packages for Executive Directors and the CEO. The remuneration package should be structured such that it is competitive and consistent with the Group culture, objectives and strategy. Salary scales drawn up should be within the scope of the general business policy and not be dependent on short-term performance to avoid incentives for excessive risk-taking. As for Non-Executive Directors and Independent Directors, the level of remuneration should be linked to their level of responsibilities undertaken and contribution to the effective functioning of the Board. In addition, the remuneration of each Board member may differ based on their level of expertise, knowledge and experience.

During the financial year ended 30 June 2015, two (3) NRC meeting were held and the attendance of the members was as follows:-

Member	Attendance
YBhg Tan Sri A. Razak bin Ramli (Chairman)	3/3
YBhg Tan Sri Dato' Seri Khalid Ahmad bin Sulaiman	3/3
YBhg Dato' Mohzani bin Abdul Wahab	3/3
Mr Martin Giles Manen	3/3
Mr Choong Yee How (Resigned on 21.09.2015)	3/3

The NRC reviewed the membership of the Board, the professional qualifications and experience of the directors and was satisfied that the Board composition in terms of size, the balance between executive, non-executive and independent directors and mix of skills was adequate. The NRC also reviewed the performance of the Board against its terms of reference and was satisfied that the Board was competent and effective in discharging its functions.

The Group's remuneration scheme for executive directors is linked to performance, service seniority, experience and scope of responsibility and is periodically benchmarked to market/industry surveys conducted by human resource consultants. Performance is measured against profits and targets set in the Group's annual plan and budget.

The level of remuneration of non-executive directors reflects the level of responsibilities undertaken by them.

The fees of Directors, including Non-Executive Directors, are recommended and endorsed by the Board for approval by the shareholder of the Bank at its AGM.

Hong Leong Investment Bank Berhad

Company no: 10209-W

(Incorporated in Malaysia)

Directors' report

for the financial year ended 30 June 2015 (continued)

Corporate Governance (continued)

A Board of Directors (continued)

VI Nominating and Remuneration Committee ("NRC") (continued)

Re-election

All Directors are required to submit themselves for re-election every three years.

B Accountability and Audit

The BARMC is supported by the Internal Audit Department whose principal responsibility is to conduct periodic audits on the internal control matters to ensure compliance with systems and/or standard operating procedures of the Bank. Investigation will be made at the request of the Board and senior management on specific areas of concern when necessary. Significant breaches and deficiencies identified are discussed at the Board meetings where appropriate actions will be taken.

I Financial Reporting

The Board is responsible for ensuring the proper maintenance of accounting records of the Bank. The Board receives the recommendation to adopt the financial statements from the BARMC which assesses the financial statements with the assistance of the external auditors.

II Internal Control

The Board has overall responsibility for maintaining a system of internal controls which covers financial and operational controls and risk management. This system provides reasonable but not absolute assurance against material misstatements, losses and fraud.

III Relationship with Auditors

The appointment of external auditors is recommended by the BARMC to the Board, which determines the remuneration of the external auditors. During the financial year under review, the external auditors met with the BARMC to:

- present the scope of the audit before the commencement of audit; and
- review the results of the audit as well as the management letter after the conclusion of the audit.

The external auditors met with the BARMC Members twice a year without the presence of executive directors and the management.

Hong Leong Investment Bank Berhad

Company no: 10209-W

(Incorporated in Malaysia)

Directors' report

for the financial year ended 30 June 2015 (continued)

Corporate Governance (continued)

C Risk Management

I Overview

The risk management functions of the Bank are undertaken by its immediate holding company, Hong Leong Capital Berhad ("HLCB"), under its established risk management framework. To support risk management at executive management level, a dedicated capability for monitoring, measuring and evaluating risk has been established and is undertaken by the Risk Management Department, which reports to the BARMC at HLIB and HLCB.

II Overall Risk Management Framework

The Board oversees the implementation of the risk management framework of the Bank. In discharging this responsibility, the Board ensures that the Bank has in place their respective risk management policies, methodologies and control limits for management of key areas of risks i.e. credit, market, liquidity and operational risks. The Board provides oversight on the proper functioning of risk management framework of the Bank by undertaking periodic review of their risk management processes to the extent permissible under the regulatory framework of the Bank and is also given assurance at these reviews on the adequacy and integrity of the system of internal controls. In discharging this oversight role, the Board is assisted by the Risk Management Department, Group Internal Audit Department, the Bank's Compliance Officer and the Head of Finance.

The controls built into the risk management framework are not expected to eliminate all risks of failure to achieve business objectives but to provide reasonable and not absolute assurance against material misstatement of management and financial information or against financial losses and fraud. Refer to Note 43 for further details.

Statutory information regarding the Group and the Bank

(a) As at the end of the financial year

Before the financial statements of the Group and the Bank were made out, the Directors took reasonable steps:

- to ascertain that proper action had been taken in relation to the writing off of bad debts and the making of allowance for doubtful debts and had satisfied themselves that all known bad debts had been written off and that adequate allowance had been made for doubtful debts; and
- to ensure that any current assets, other than debts, which were unlikely to be realised at their book values in the ordinary course of business had been written down to their estimated realisable values.

Hong Leong Investment Bank Berhad

Company no: 10209-W

(Incorporated in Malaysia)

Directors' report

for the financial year ended 30 June 2015 (continued)

Statutory information regarding the Group and the Bank (continued)

(b) From the end of the financial year to the date of this report

(i) The Directors are not aware of any circumstances:

- which would render the amount written off for bad debts or the amount of the allowance for doubtful debts inadequate to any material extent;
- which would render the values attributed to current assets in the financial statements misleading; and
- which had arisen which would render adherence to the existing method of valuation of assets or liabilities of the Group and the Bank misleading or inappropriate.

(ii) In the opinion of the Directors:

- the results of the operations of the Group and the Bank for the financial year ended 30 June 2015 are not likely to be substantially affected by any item, transaction or event of a material and unusual nature which had arisen in the interval between the end of the financial year and the date of this report; and
- no contingent or other liability has become enforceable, or is likely to become enforceable, within the period of twelve months after the end of the financial year which will or may affect the ability of the Group and the Bank to meet their obligations as and when they fall due.

(c) As at the date of this report

(i) There are no charges on the assets of the Group and the Bank which had arisen since the end of the financial year to secure the liabilities of any other person.

(ii) There are no contingent liabilities which had arisen since the end of the financial year.

(iii) The Directors are not aware of any circumstances not otherwise dealt with in the report or financial statements which would render any amount stated in the financial statements misleading.

Hong Leong Investment Bank Berhad

Company no: 10209-W

(Incorporated in Malaysia)

Directors' report

for the financial year ended 30 June 2015 (continued)


Holding and ultimate holding companies

The immediate holding and ultimate holding companies are HLCB and Hong Leong Company (Malaysia) Berhad respectively, both incorporated in Malaysia. HLCB is listed on the Main Market of Bursa Malaysia Securities Berhad.


Auditors

The auditors, Messrs PricewaterhouseCoopers, have expressed their willingness to continue in office.

Signed on behalf of the Board of Directors in accordance with their resolution dated 22 July 2015.



Tan Sri Dato' Seri Khalid Ahmad bin Sulaiman
Director



Lee Jim Leng
Director

Kuala Lumpur
21 September 2015

Hong Leong Investment Bank Berhad

Company no: 10209-W

(Incorporated in Malaysia)

Statements of Financial Position as at 30 June 2015

	Note	The Group		The Bank	
		30.06.2015 RM'000	30.06.2014 RM'000	30.06.2015 RM'000	30.06.2014 RM'000
Assets					
Cash and short-term funds	4	440,318	674,965	438,100	674,550
Clients' and brokers' balances	5	188,838	284,378	188,838	284,378
Reverse repurchase agreements		-	280,176	-	280,176
Deposits and placements with banks and other financial institutions	6	200,243	331,159	200,059	330,873
Financial assets at fair value through profit or loss	7	921,047	868,264	921,047	868,264
Financial investments available-for-sale	8	799,436	636,585	799,196	636,585
Financial investments held-to-maturity	9	380,255	358,413	380,255	358,413
Loans and advances	10	325,983	431,414	325,983	431,414
Other assets	11	24,391	46,064	24,385	46,055
Derivative financial assets	23	43,059	40,951	43,059	40,951
Statutory deposits with Bank Negara Malaysia	12	56,180	30,750	56,180	30,750
Deferred tax assets	13	95,002	103,671	95,002	103,671
Investment in subsidiary companies	14	-	-	384	383
Property and equipment	16	4,508	5,487	4,508	5,487
Intangible assets	17	3,549	992	3,549	992
Goodwill	18	28,986	28,986	28,986	28,986
Total assets		3,511,795	4,122,255	3,509,531	4,121,928
Liabilities					
Clients' and brokers' balances		165,143	250,437	165,143	250,437
Deposits from customers	19	841,747	631,566	841,747	631,566
Deposits and placements of banks and other financial institutions	20	1,847,391	2,054,960	1,847,391	2,054,960
Repurchased agreements	21	-	179,087	-	179,087
Other liabilities	22	72,226	507,814	70,260	507,832
Derivative financial liabilities	23	57,428	24,773	57,428	24,773
Provision for tax		-	4	-	-
Subordinated obligations	24	50,194	-	50,194	-
Total liabilities		3,034,129	3,648,641	3,032,163	3,648,655
Equity					
Share capital	25	165,000	165,000	165,000	165,000
Redeemable preference shares	26	-	1,631	-	1,631
Reserves	27	312,666	306,983	312,368	306,642
Total equity		477,666	473,614	477,368	473,273
Total equity and liabilities		3,511,795	4,122,255	3,509,531	4,121,928
Commitments and contingencies	38	7,412,838	5,467,569	7,412,838	5,467,569

Hong Leong Investment Bank Berhad

Company no: 10209-W

(Incorporated in Malaysia)

Income Statements

for the financial year ended 30 June 2015

	Note	The Group		The Bank	
		30.06.2015 RM'000	30.06.2014 RM'000	30.06.2015 RM'000	30.06.2014 RM'000
Interest income	28	130,893	101,735	130,893	101,727
Interest expense	29	(88,983)	(69,052)	(88,983)	(69,052)
Net interest income		41,910	32,683	41,910	32,675
Non-interest income	30	116,470	160,604	116,315	160,406
		158,380	193,287	158,225	193,081
Overhead expenses	31	(85,703)	(124,559)	(85,509)	(124,340)
Operating profit before allowances		72,677	68,728	72,716	68,741
Write-back of/(allowance for) impairment losses on advances and other losses	32	715	(360)	715	(360)
Profit before taxation		73,392	68,368	73,431	68,381
Taxation	34	(7,882)	41,133	(7,878)	41,145
Net profit for the financial year		65,510	109,501	65,553	109,526
Earnings per share (sen)					
- Basic	35	39.7	66.4	39.7	66.4
- Diluted	35	39.7	66.4	39.7	66.4

Hong Leong Investment Bank Berhad

Company no: 10209-W

(Incorporated in Malaysia)

Statements of Comprehensive Income for the financial year ended 30 June 2015

	Note	The Group		The Bank	
		30.06.2015 RM'000	30.06.2014 RM'000	30.06.2015 RM'000	30.06.2014 RM'000
Net profit for the financial year		65,510	109,501	65,553	109,526
Other comprehensive income/(expense):					
Items that will be reclassified subsequently to profit or loss:					
Net fair value changes on financial investments available-for-sale		3,259	(2,192)	3,259	(2,192)
Income tax relating to net fair value changes on financial investments available-for-sale	13	(791)	548	(791)	548
Other comprehensive income/(expense) for the year, net of tax		2,468	(1,644)	2,468	(1,644)
Total comprehensive income for the financial year, net of tax		67,978	107,857	68,021	107,882

Hong Leong Investment Bank Berhad

Company no: 10209-W

(Incorporated in Malaysia)

Statements of changes in equity for the financial year ended 30 June 2015

The Group	Note	Attributable to owner of the parent						Retained profits	Total
		Share capital	Share premium	Redeemable preference shares	Statutory reserve	Regulatory reserve	Fair value reserve		
		RM'000	RM'000	RM'000	RM'000	RM'000	RM'000	RM'000	RM'000
At 1 July 2014		165,000	87,950	1,631	180,479	-	(690)	39,244	473,614
Net profit for the financial year		-	-	-	-	-	-	65,510	65,510
Other comprehensive income, net of tax		-	-	-	-	-	2,468	-	2,468
Total comprehensive income for the financial year		-	-	-	-	-	2,468	65,510	67,978
Redemption of Redeemable Preference Shares	26	-	-	(1,631)	-	-	-	-	(1,631)
Transfer to statutory reserve	27	-	-	-	16,388	-	-	(16,388)	-
Transfer to regulatory reserve	27	-	-	-	-	3,031	-	(3,031)	-
Dividend paid	37	-	-	-	-	-	-	(62,295)	(62,295)
At 30 June 2015		165,000	87,950	-	196,867	3,031	1,778	23,040	477,666

Hong Leong Investment Bank Berhad

Company no: 10209-W

(Incorporated in Malaysia)

Statements of changes in equity for the financial year ended 30 June 2015 (continued)

	Note	Attributable to owner of the parent						(Accumulated losses)/ retained profits	Total
		Share capital	Share premium	Redeemable preference shares	Statutory reserve	Regulatory reserve	Fair value reserve		
The Group		RM'000	RM'000	RM'000	RM'000	RM'000	RM'000	RM'000	RM'000
At 1 July 2013		165,000	87,950	1,631	153,097	-	954	(14,875)	393,757
Net profit for the financial year		-	-	-	-	-	-	109,501	109,501
Other comprehensive expense, net of tax		-	-	-	-	-	(1,644)	-	(1,644)
Total comprehensive (expense)/income for the financial year		-	-	-	-	-	(1,644)	109,501	107,857
Transfer to statutory reserve	27	-	-	-	27,382	-	-	(27,382)	-
Dividend paid	37	-	-	-	-	-	-	(28,000)	(28,000)
At 30 June 2014		165,000	87,950	1,631	180,479	-	(690)	39,244	473,614

Hong Leong Investment Bank Berhad

Company no: 10209-W

(Incorporated in Malaysia)

Statements of changes in equity for the financial year ended 30 June 2015 (continued)

	Note	Non-distributable				Distributable		Total RM'000	
		Share capital RM'000	Share premium RM'000	Redeemable preference shares RM'000	Statutory reserve RM'000	Regulatory reserve RM'000	Fair value reserve RM'000		Retained profits RM'000
The Bank									
At 1 July 2014		165,000	87,950	1,631	180,479	-	(690)	38,903	473,273
Net profit for the financial year		-	-	-	-	-	-	65,553	65,553
Other comprehensive income, net of tax		-	-	-	-	-	2,468	-	2,468
Total comprehensive income for the financial year		-	-	-	-	-	2,468	65,553	68,021
Redemption of Redeemable Preference Shares	26	-	-	(1,631)	-	-	-	-	(1,631)
Transfer to statutory reserve	27	-	-	-	16,388	-	-	(16,388)	-
Transfer to regulatory reserve	27	-	-	-	-	3,031	-	(3,031)	-
Dividend paid	37	-	-	-	-	-	-	(62,295)	(62,295)
At 30 June 2015		165,000	87,950	-	196,867	3,031	1,778	22,742	477,368

Hong Leong Investment Bank Berhad

Company no: 10209-W

(Incorporated in Malaysia)

Statements of changes in equity for the financial year ended 30 June 2015 (continued)

	Note	Non-distributable					Distributable		Total
		Share capital	Share premium	Redeemable preference shares	Statutory reserve	Regulatory reserve	Fair value reserve	(Accumulated losses)/ retained profits	
The Bank		RM'000	RM'000	RM'000	RM'000	RM'000	RM'000	RM'000	RM'000
At 1 July 2013		165,000	87,950	1,631	153,097	-	954	(15,241)	393,391
Net profit for the financial year		-	-	-	-	-	-	109,526	109,526
Other comprehensive expense, net of tax		-	-	-	-	-	(1,644)	-	(1,644)
Total comprehensive (expense)/income for the financial year		-	-	-	-	-	(1,644)	109,526	107,882
Transfer to statutory reserve	27	-	-	-	27,382	-	-	(27,382)	-
Dividend paid	37	-	-	-	-	-	-	(28,000)	(28,000)
At 30 June 2014		165,000	87,950	1,631	180,479	-	(690)	38,903	473,273

Hong Leong Investment Bank Berhad

Company no: 10209-W

(Incorporated in Malaysia)

Statements of cash flows for the financial year ended 30 June 2015

	The Group		The Bank	
	30.06.2015 RM'000	30.06.2014 RM'000	30.06.2015 RM'000	30.06.2014 RM'000
Cash flows from operating activities				
Profit before taxation	73,392	68,368	73,431	68,381
Adjustments for:				
Depreciation of property and equipment	1,729	1,899	1,729	1,899
Amortisation of intangible assets	847	523	847	523
(Write-back)/option charge arising from ESOS	(1,089)	30,535	(1,089)	30,535
(Gain)/loss on liquidation of subsidiaries	(2)	3	(8)	3
Gain on disposal of property and equipment	(4)	-	(4)	-
Property and equipment written off	11	-	11	-
(Write-back of)/allowance for impairment losses on loans and advances	(498)	511	(498)	511
Write-back of allowance for impairment losses on clients' and brokers' balances	(1)	(26)	(1)	(26)
Write-back of allowance for losses on fee income receivables	(106)	(68)	(106)	(68)
Net unrealised gain on revaluation of financial assets at fair value through profit or loss	(1,857)	(7,540)	(1,857)	(7,540)
Net unrealised loss/(gain) on revaluation of derivative financial instruments	12,812	(23,916)	12,812	(23,916)
Interest income:				
- financial assets at fair value through profit or loss	(39,396)	(19,554)	(39,396)	(19,554)
- financial investments available-for-sale	(28,042)	(19,127)	(28,042)	(19,127)
- financial investments held-to-maturity	(11,225)	(13,758)	(11,225)	(13,758)
- derivative financial instruments	(4,276)	(2,729)	(4,276)	(2,729)
Interest expense:				
- derivative financial instruments	8,937	6,650	8,937	6,650
- subordinated obligations	1,698	-	1,698	-
Dividends from financial assets at fair value through profit or loss and financial investments available-for-sale	(845)	(689)	(845)	(689)
	(61,307)	(47,286)	(61,313)	(47,286)
Operating profit before working capital changes	12,085	21,082	12,118	21,095
Decrease/(increase) in operating assets				
Clients' and brokers' balances	95,541	(136,813)	95,541	(136,813)
Reverse repurchase agreements	280,176	(5,788)	280,176	(5,788)
Deposits and placements with banks and other financial institutions	130,916	(5,958)	130,814	(5,943)
Financial assets at fair value through profit or loss	(50,936)	(196,731)	(50,936)	(196,731)
Loans and advances	105,929	(257,741)	105,929	(257,741)
Other assets	21,774	(32,934)	21,777	(32,920)
Derivative financial assets	17,016	15,513	17,016	15,513
Statutory deposits with Bank Negara Malaysia	(25,430)	(6,250)	(25,430)	(6,250)

Hong Leong Investment Bank Berhad

Company no: 10209-W

(Incorporated in Malaysia)

Statements of cash flows for the financial year ended 30 June 2015 (continued)

	The Group		The Bank		
	30.06.2015	30.06.2014	30.06.2015	30.06.2014	
Note	RM'000	RM'000	RM'000	RM'000	
(Decrease)/increase in operating liabilities					
Clients' and brokers' balances	(85,294)	123,110	(85,294)	123,110	
Deposits from customers	210,181	161,397	210,181	161,397	
Deposits and placements of banks and other financial institutions	(207,569)	511,985	(207,569)	511,985	
Repurchased agreements	(179,087)	2,054	(179,087)	2,054	
Other liabilities	(434,499)	385,014	(436,483)	385,052	
Cash (used in)/ generated from operating activities	(109,197)	577,940	(111,247)	578,020	
Income tax paid	(7)	(3)	-	-	
Net cash (used in)/generated from operating activities	(109,204)	577,937	(111,247)	578,020	
Cash flows from investing activities					
Proceeds from liquidation of subsidiaries	7	-	7	1,069	
Net purchase of:					
- financial investments available-for-sale	(158,376)	(371,501)	(158,136)	(371,501)	
- financial investments held-to-maturity	(22,865)	(104,174)	(22,865)	(104,174)	
Interest received from financial assets at fair value through profit or loss, financial investments available-for-sale and financial investments held-to-maturity	82,586	48,453	82,586	48,453	
Interest expense paid for derivative financial instruments	(8,049)	(3,528)	(8,049)	(3,528)	
Dividends from financial assets at fair value through profit or loss and financial investments available-for-sale	845	689	845	689	
Proceeds from disposal of property and equipment	7	-	7	-	
Purchase of intangible assets	(3,404)	(461)	(3,404)	(461)	
Purchase of property and equipment	(764)	(719)	(764)	(719)	
Net cash used in investing activities	(110,013)	(431,241)	(109,773)	(430,172)	
Cash flows from financing activities					
Redemption of Redeemable Preference Shares	(1,631)	-	(1,631)	-	
Interest paid on subordinated obligations	(1,314)	-	(1,314)	-	
Proceeds from subordinated obligations	49,810	-	49,810	-	
Dividend paid to owners of redeemable preference shares	(62,295)	(28,000)	(62,295)	(28,000)	
Net cash used in financing activities	(15,430)	(28,000)	(15,430)	(28,000)	
Net (decrease)/increase in cash and cash equivalents	(234,647)	118,696	(236,450)	119,848	
Cash and cash equivalents at beginning of financial year	674,965	556,269	674,550	554,702	
Cash and cash equivalents at end of financial year	440,318	674,965	438,100	674,550	
Cash and cash equivalents comprise:					
Cash and short-term funds	4	440,318	674,965	438,100	674,550

Hong Leong Investment Bank Berhad

Company no: 10209-W

(Incorporated in Malaysia)

Summary of Significant Accounting Policies for the financial year ended 30 June 2015

The following accounting policies have been used consistently in dealing with items that are considered material in relation to the financial statements. These policies have been consistently applied to all the financial years presented, unless otherwise stated.

1 Basis of preparation of the financial statements

The financial statements of the Group and the Bank have been prepared in accordance with Malaysian Financial Reporting Standards ("MFRS"), International Financial Reporting Standards ("IFRS") and the requirements of the Companies Act, 1965 in Malaysia.

The financial statements have been prepared under the historical cost convention, as modified by the revaluation of financial investments available-for-sale and financial assets/financial liabilities (including derivative financial instruments) at fair value through profit or loss.

The preparation of financial statements in conformity with MFRS requires the use of certain critical accounting estimates and assumptions that affect the reported amounts of assets and liabilities and disclosure of contingent assets and liabilities at the date of the financial statements, and the reported amounts of revenues and expenses during the reported financial year. It also requires Directors to exercise their judgement in the process of applying the Group's and the Bank's accounting policies. Although these estimates and judgement are based on the Directors' best knowledge of current events and actions, actual results may differ from those estimates. The area involving higher degree of judgement or complexity, or area where assumptions and estimates are significant to the financial statements includes the following:

Deferred tax asset (Note 13)

Deferred tax assets are recognised for all the unutilised tax credits to the extent that it is probable that future taxable profit will be available against which the tax credits can be utilised. Management judgement is required to determine the amount of deferred tax assets that can be recognised, based upon the probability and level of future taxable profits.

(a) Standards, amendments and improvements to published standards that are applicable to the Group and the Bank and are effective

- Amendments to MFRS 132 "Offsetting Financial Assets and Financial Liabilities"
- Amendments to MFRS 136 "Recoverable Amount Disclosures for Non-Financial Assets"
- Amendments to MFRS 139 "Novation of Derivatives and Continuation of Hedge Accounting"
- Amendments to MFRS 10, MFRS 12 and MFRS 127 "Investment entities"
- Amendments to MFRS 119 "Employee benefits"
- IC Interpretation 21 "Levies"
- Annual Improvement 2010 - 2012
- Annual Improvement 2011 - 2013

The adoption of the above accounting standards and amendments to published standards does not give rise to any material financial impact to the Group and the Bank.

Hong Leong Investment Bank Berhad

Company no: 10209-W

(Incorporated in Malaysia)

Summary of Significant Accounting Policies for the financial year ended 30 June 2015 (continued)

1 Basis of preparation of the financial statements (continued)

(b) Standards, amendments to published standards and interpretations to existing standards that are applicable to the Group and the Bank but not yet effective

A number of new standards and amendments to standards and interpretations are effective for annual periods beginning after 1 July 2014. None of these is expected to have a significant effect on the consolidated financial statements of the Group, except the following:

- Amendments to MFRS 116 "Property, plant and equipment" and MFRS 138 "Intangible assets" (effective from 1 January 2016) clarify that the use of revenue-based methods to calculate the depreciation and amortisation of an item of property, plant and equipment and intangible are not appropriate. This is because revenue generated by an activity that includes the use of an asset generally reflects factors other than the consumption of the economic benefits embodied in the asset.

The amendments to MFRS 138 also clarify that revenue is generally presumed to be an inappropriate basis for measuring the consumption of the economic benefits embodied in an intangible asset. This presumption can be overcome only in the limited circumstances where the intangible asset is expressed as a measure of revenue or where it can be demonstrated that revenue and the consumption of the economic benefits of the intangible asset are highly correlated.

- MFRS 9 "Financial Instruments" (effective from 1 January 2018) will replace MFRS 139 "Financial Instruments: Recognition and Measurement". The complete version of MFRS 9 was issued in November 2014.

MFRS 9 retains but simplifies the mixed measurement model in MFRS 139 and establishes three primary measurement categories for financial assets: amortised cost, fair value through profit or loss and fair value through other comprehensive income ("OCI"). The basis of classification depends on the entity's business model and the contractual cash flow characteristics of the financial asset. Investments in equity instruments are always measured at fair value through profit or loss with an irrevocable option at inception to present changes in fair value in OCI (provided the instrument is not held for trading). A debt instrument is measured at amortised cost only if the entity is holding it to collect contractual cash flows and the cash flows represent principal and interest.

For liabilities, the standard retains most of the MFRS 139 requirements. These include amortised cost accounting for most financial liabilities, with bifurcation of embedded derivatives. The main change is that, in cases where the fair value option is taken for financial liabilities, the part of a fair value change due to an entity's own credit risk is recorded in other comprehensive income rather than the income statement, unless this creates an accounting mismatch.

MFRS 9 introduces an expected credit loss model on impairment for all financial assets that replaces the incurred loss impairment model used in MFRS 139. The expected credit loss model is forward-looking and eliminates the need for a trigger event to have occurred before credit losses are recognised.

- MFRS 15 "Revenue from contracts with customers" (effective from 1 January 2017) deals with revenue recognition and establishes principles for reporting useful information to users of financial statements about the nature, amount, timing and uncertainty of revenue and cash flows arising from an entity's contracts with customers. Revenue is recognised when a customer obtains control of a good or service and thus has the ability to direct the use and obtain the benefits from the good or service. The standard replaces MFRS 118 "Revenue" and MFRS 111 "Construction contracts" and related interpretations.

Hong Leong Investment Bank Berhad

Company no: 10209-W

(Incorporated in Malaysia)

Summary of Significant Accounting Policies for the financial year ended 30 June 2015 (continued)

1 Basis of preparation of the financial statements (continued)

(b) Standards, amendments to published standards and interpretations to existing standards that are applicable to the Group and the Bank but not yet effective (continued)

The Group will apply these standards when effective. The adoption of the above standards, amendments to published standards and interpretations to existing standards are not expected to have any significant impact on the financial statements of the Group except for MFRS 9. The financial effect of adoption of MFRS 9 is still being assessed by the Group.

(c) Significant changes in regulatory requirements

On 4 February 2014, BNM issued a letter requiring banking institutions to maintain, in aggregate, collective impairment allowance and regulatory reserve of no less than 1.20% of total outstanding loans/financing, net of individual impairment allowance, pursuant to paragraph 15 of the BNM's Policy Document on Classification and Impairment Provisions for Loans/Financing.

The regulatory reserve is maintained in addition to the collective impairment allowance required under the MFRS 139 Financial Instruments: Recognition and Measurement, and it will be set aside from the retained profits to a separate reserve within equity as an additional credit risk absorbent. Banking institutions are required to comply with this requirement by 31 December 2015.

During the financial year, the Bank has transferred RM3.0 million from its retained profits to regulatory reserves in accordance with BNM's requirements. The early adoption of this requirement ahead of BNM's requirement by 31 December 2015 did not have any impact to the profit or loss of the Bank.

2 Summary of significant accounting policies

A Consolidation

(i) Subsidiaries

Subsidiaries are all entities (including structured entities) over which the Group has control. The Group controls an entity when the Group is exposed to, or has rights to, variable returns from its involvement with the entity and has the ability to affect those returns through its power over the entity. Subsidiaries are fully consolidated from the date on which control is transferred to the Group. They are deconsolidated from the date that control ceases.

The consolidated financial statements include the financial statements of the Bank and all its subsidiaries as at the end of the reporting period. The financial statements of the subsidiaries are prepared in the same reporting date as the Bank.

The Group applies the acquisition method to account for business combinations. The consideration transferred for the acquisition of a subsidiary is the fair values of the assets transferred, the liabilities incurred to the former owners of the acquiree and the equity interests issued by the Group. The consideration transferred includes the fair value of any asset or liability resulting from a contingent consideration arrangement. Identifiable assets acquired and liabilities and contingent liabilities assumed in a business combination are measured initially at their fair values at the acquisition date. The Group recognises any non-controlling interest in the acquiree on an acquisition-by-acquisition basis, either at fair value or at the non-controlling interest's proportionate share of the recognised amounts of acquiree's identifiable net assets.

Hong Leong Investment Bank Berhad

Company no: 10209-W

(Incorporated in Malaysia)

Summary of Significant Accounting Policies for the financial year ended 30 June 2015 (continued)

2 Summary of significant accounting policies (continued)

A Consolidation (continued)

(i) Subsidiaries (continued)

The Group applies predecessor accounting to account for business combinations under common control. Under the predecessor accounting, assets and liabilities acquired are not restated to their respective fair values but at the carrying amounts from the consolidated financial statements of the ultimate holding company of the Group and adjusted to conform with the accounting policies adopted by the Group. The difference between any consideration given and the aggregate carrying amounts of the assets and liabilities (at the date of the transaction) of the acquired entity is recorded as an adjustment to retained earnings. No additional goodwill is recognised. Acquisition-related costs are expensed as incurred. The acquired entity's results, assets and liabilities are consolidated from the date on which the business combination between entities under common control occurred. Consequently, the consolidated financial statements do not reflect the results of the acquired entity for the period before the transaction occurred and the corresponding amounts for the previous year are also not restated.

The excess of the consideration transferred, the amount of any non-controlling interest in the acquiree and the acquisition-date fair value of any previous equity interest in the acquiree over the fair value of the identifiable net assets acquired is recognised as goodwill. If the total of consideration transferred, non-controlling interest recognised and previously held interest measured is less than the fair value of the net assets of the subsidiary acquired in the case of a bargain purchase, the difference is recognised directly in the income statements.

Acquisition-related costs are expensed as incurred.

If the business combination is achieved in stages, the acquisition date fair value of the acquirer's previously held equity interest in the acquiree is remeasured to fair value at the acquisition date, any gains or losses arising from such re-measurement are recognised in profit or loss.

Any contingent consideration to be transferred by the Group is recognised at fair value at the acquisition date. Subsequent changes to the fair value of the contingent consideration that is deemed to be an asset or liability is recognised in accordance with MFRS 139 either in profit or loss or as a change to other comprehensive income. Contingent consideration that is classified as equity is not remeasured, and its subsequent settlement is accounted for within equity.

Inter-company transactions, balances, unrealised gains and losses on transactions between group companies are eliminated. Accounting policies of subsidiaries have been changed where necessary to ensure consistency with the policies adopted by the Group.

(ii) Changes in ownership interests in subsidiaries without change of control

Transactions with non-controlling interests that do not result in loss of control are accounted for as equity transactions – that is, as transactions with the owners in their capacity as owners. The difference between fair value of any consideration paid and the relevant share acquired of the carrying value of net assets of the subsidiary is recorded in equity. Gains or losses on disposals to non-controlling interests are also recorded in equity.

Hong Leong Investment Bank Berhad

Company no: 10209-W

(Incorporated in Malaysia)

Summary of Significant Accounting Policies for the financial year ended 30 June 2015 (continued)

2 Summary of significant accounting policies (continued)

A Consolidation (continued)

(iii) Disposal of subsidiaries

When the Group ceases to have control over a subsidiary, any retained interest in the entity is re-measured to its fair value at the date when control is lost, with the change in carrying amount recognised in profit or loss. The fair value is the initial carrying amount for the purposes of subsequently accounting for the retained interest as an associate, joint venture or financial asset. In addition, any amounts previously recognised in other comprehensive income in respect of that entity are accounted for as if the Group had directly disposed of the related assets or liabilities. This may mean that amounts previously recognised in other comprehensive income are reclassified to profit or loss.

(iv) Investment in subsidiaries

In the Bank's separate financial statements, the investment in subsidiaries is stated at cost less accumulated impairment losses. At each reporting date, the Bank assesses whether there is an indication of impairment. If such indication exist, an analysis is performed to assess whether the carrying amount of the investment is fully recoverable. A write-down is made if the carrying amount exceeds the recoverable amount. Any subsequent increase in recoverable amount is recognised in the profit or loss.

On disposal of investments in subsidiaries, the difference between disposal proceeds and the carrying amounts of the investments are recognised in profit or loss.

The amounts due from subsidiaries of which the Bank does not expect repayment in the foreseeable future are considered as part of the Bank's investments in subsidiaries.

B Recognition of interest income

Interest income and expense for all interest-bearing financial instruments are recognised within "interest income" and "interest expense" in the profit or loss using the effective interest method.

The effective interest method is a method of calculating the amortised cost of a financial asset or a financial liability and of allocating the interest income or interest expense over the relevant period. The effective interest rate is the rate that exactly discounts estimated future cash payments or receipts through the expected life of the financial instruments or, when appropriate, a shorter period to the net carrying amount of the financial asset or financial liability. When calculating the effective interest rate, the Group takes into account all contractual terms of the financial instrument and includes any fees or incremental costs that are directly attributable to the instrument and are an integral part of the effective interest rate, but not future credit losses.

Interest income is recognised using the effective interest method. When a loan and receivable is impaired, the Group reduces the carrying amount to its recoverable amount, being the estimated future cash flow discounted at the original effective interest rate of the instrument, and continues unwinding the discount as interest income. Interest income on impaired loan and receivables are recognised using the original effective interest rate.

Hong Leong Investment Bank Berhad

Company no: 10209-W

(Incorporated in Malaysia)

Summary of Significant Accounting Policies for the financial year ended 30 June 2015 (continued)

2 Summary of significant accounting policies (continued)

C Recognition of fees and other income

Loan arrangement fees and commissions are recognised as income when all conditions precedent are fulfilled. Commitment fees and guarantee fees which are material are recognised as income based on time apportionment. Service charges and other fee income are recognised as income when the services are rendered.

Dividends from financial assets held-for-trading, financial investments available-for-sale, financial investments held-to-maturity and subsidiary companies are recognised when the rights to receive payment is established.

Net profit from financial assets held-for-trading and financial investments available-for-sale are recognised upon disposal of the financial instruments, as the difference between net disposal proceeds and the carrying amount of the financial instruments.

Brokerage income is recognised when contracts are executed. Rollover fees, nominees services and handling charges are recognised on an accrual basis.

Corporate advisory fees are recognised as income on completion of each stage of the engagement and issuance of invoice.

Commission from futures clients is recognised upon execution of trade on behalf of clients.

D Financial assets

(a) Classification

The Group and the Bank classify their financial assets into the following categories: at fair value through profit or loss, loans and receivables, available-for-sale and held-to-maturity. Management determines the classifications of its financial assets up-front at the point when transactions are entered into.

(i) Financial assets at fair value through profit or loss

Financial assets at fair value through profit or loss comprise of financial assets held-for-trading and other financial assets designated by the Group and the Bank as fair value through profit or loss upon initial recognition.

A financial asset is classified as held-for-trading if it is acquired or incurred principally for the purpose of selling or repurchasing it in the near term or if it is part of a portfolio of identified financial instruments that are managed together and for which there is evidence of a recent actual pattern of short-term profit-taking. Derivatives are also categorised as held-for-trading unless they are designated and effective as hedging instruments.

(ii) Loans and receivables

Loans and receivables are non-derivative financial assets with fixed or determinable payments that are not quoted in an active market.

Hong Leong Investment Bank Berhad

Company no: 10209-W

(Incorporated in Malaysia)

Summary of Significant Accounting Policies for the financial year ended 30 June 2015 (continued)

2 Summary of significant accounting policies (continued)

D Financial assets (continued)

(a) Classification (continued)

(iii) Financial investments held-to-maturity

Financial investments held-to-maturity are non-derivative instruments with fixed or determinable payments and fixed maturities that the Group's and the Bank's management has the positive intent and ability to hold to maturity. If the Group and the Bank sell other than an insignificant amount of financial investments held-to-maturity, the entire category will be tainted and reclassified as financial investments available-for-sale.

(iv) Financial investments available-for-sale

Financial investments available-for-sale are those intended to be held for an indefinite period of time, which may be sold in response to needs for liquidity or changes in interest rate, exchange rates or equity prices or that are not classified as financial assets at fair value through profit or loss, loans and receivables and financial investments held-to-maturity.

(b) Recognition and initial measurement

Regular purchases and sales of financial assets are recognised on the settlement date, the date an asset is delivered to or by the Group.

Financial assets are initially recognised at fair value plus transaction costs for all financial assets not carried at fair value through profit or loss. Transaction costs for securities carried at fair value through profit or loss are taken directly to the profit or loss.

(c) Subsequent measurement

Financial assets at fair value through profit or loss and financial investments available-for-sale are subsequently carried at fair value, except for investments in equity instruments that do not have a quoted market price in an active market and whose fair value cannot be reliably measured in which case the investments are stated at cost. Gains and losses arising from changes in the fair value of the financial assets at fair value through profit or loss are included in the profit or loss in the period which they arise. Gains and losses arising from changes in fair value of financial investments available-for-sale are recognised directly in other comprehensive income, until the securities are derecognised or impaired at which time the cumulative gains or losses previously recognised in equity are recognised in the profit or loss. Foreign exchange gains or losses of financial investments available-for-sale are recognised in the profit and loss in the period it arises.

Financial investments held-to-maturity are subsequently measured at amortised cost using the effective interest method. Gains or losses arising from de-recognition or impairment of the securities are recognised in the profit or loss.

Hong Leong Investment Bank Berhad

Company no: 10209-W

(Incorporated in Malaysia)

Summary of Significant Accounting Policies for the financial year ended 30 June 2015 (continued)

2 Summary of significant accounting policies (continued)

D Financial assets (continued)

(c) Subsequent measurement (continued)

Interest from financial assets held at fair value through profit or loss, financial investments available-for-sale and financial investments held-to-maturity is calculated using the effective interest method and is recognised in the profit or loss. Dividends from available-for-sale equity instruments are recognised in the profit or loss when the entity's right to receive payment is established.

Loans and receivables are initially recognised at fair value – which is the cash consideration to originate or purchase the loan including the transaction costs, and measured subsequently at amortised cost using the effective interest rate method. Interest on loans is included in the profit or loss. In the case of impairment, the impairment loss is reported as a deduction from the carrying value of the loan and recognised in the profit or loss.

E Financial liabilities

Financial liabilities are measured at amortised cost, except for trading liabilities and liabilities designated at fair value, which are held at fair value through profit or loss. Financial liabilities are initially recognised at fair value plus transaction costs for all financial liabilities not carried at fair value through profit or loss. Financial liabilities at fair value through profit or loss are initially recognised at fair value, and transaction costs are expensed in profit or loss. Financial liabilities are derecognised when extinguished.

(a) Financial liabilities at fair value through profit or loss

This category comprises two sub-categories: financial liabilities classified as held-for-trading, and financial liabilities designated at fair value through profit or loss upon initial recognition. The Group does not have any non-derivative financial liabilities designated at fair value through profit or loss.

A financial liability is classified as held-for-trading if it is acquired or incurred principally for the purpose of selling or repurchasing it in the near term or if it is part of a portfolio of identified financial instruments that are managed together and for which there is evidence of a recent actual pattern of short-term profit-taking. Derivatives are also categorised as held-for-trading unless they are designated and effective as hedging instruments.

(b) Financial liabilities at amortised cost

Financial liabilities that are not classified as at fair value through profit or loss fall into this category and are measured at amortised cost.

Hong Leong Investment Bank Berhad

Company no: 10209-W

(Incorporated in Malaysia)

Summary of Significant Accounting Policies for the financial year ended 30 June 2015 (continued)

2 Summary of significant accounting policies (continued)

F Impairment of financial assets

(a) Assets carried at amortised cost

A financial asset or a group of financial assets is deemed to be impaired if, and only if, there is objective evidence of impairment as a result of one or more events that has occurred after the initial recognition of the asset (an incurred 'loss event') and that loss event (or events) has an impact on the estimated future cash flows of the financial asset or the group of financial assets that can be reliably estimated.

The criteria the Group and the Bank use to determine that there is objective evidence of impairment loss include indications that the borrower or a group of borrowers is experiencing significant financial difficulty, the probability that they will enter bankruptcy or other financial reorganisation, default of delinquency in interest or principal payments and where observable data indicates that there is a measurable decrease in the estimated future cash flows, such as changes in arrears or economic conditions that correlate with defaults.

The Group and the Bank first assess whether objective evidence of impairment exists individually for financial assets that are individually significant, and individually or collectively for financial assets that are not individually significant. If the Group and the Bank determine that no objective evidence of impairment exists for an individually assessed financial asset, whether significant or not, they include the asset in a group of financial assets with similar credit risk characteristics and collectively assesses them for impairment. Those characteristics are relevant to the estimation of future cash flows for groups of such assets by being indicative of the debtors' ability to pay all amounts due according to the contractual terms of the assets being evaluated. Assets that are individually assessed for impairment and for which an impairment loss is or continues to be recognised are not included in a collective assessment of impairment.

Future cash flows in a group of financial assets that are collectively evaluated for impairment are estimated on the basis of the contractual cash flows of the assets in the Group and the Bank and historical loss experience for assets with credit risk characteristics similar to those in the Group and in the Bank. Historical loss experience is adjusted on the basis of current observable data to reflect the effects of current conditions that did not affect the financial period on which the historical loss experience is based and to remove the effects of conditions in the historical period that do not currently exist.

Estimates of changes in future cash flows for groups of assets should reflect and be directionally consistent with changes in related observable data from financial period to financial period (for example, changes in unemployment rates, property prices, payment status, or other factors indicative of changes in the probability of losses in the Bank and their magnitude). The methodology and assumptions used for estimating future cash flows are reviewed regularly by the Group and the Bank to reduce any differences between loss estimates and actual loss experience.

The amount of the loss is measured as the difference between the asset's carrying amount and the present value of estimated future cash flows (excluding future credit losses that have not been incurred) discounted at the financial asset's original effective interest rate. The asset's carrying amount is reduced and the amount of the loss is recognised in profit or loss. If 'loans and receivables' or a 'held-to-maturity investment' has a variable interest rate, the discount rate for measuring any impairment loss is the current effective interest rate determined under the contract. As a practical expedient, the Group may measure impairment on the basis of an instrument's fair value using an observable market price.

Hong Leong Investment Bank Berhad

Company no: 10209-W

(Incorporated in Malaysia)

Summary of Significant Accounting Policies for the financial year ended 30 June 2015 (continued)

2 Summary of significant accounting policies (continued)

F Impairment of financial assets (continued)

(a) Assets carried at amortised cost (continued)

When an asset is uncollectible, it is written-off against the related allowance account. Such assets are written-off after taking into consideration the realisable value of collateral, if any, when in the judgement of the management, there is no prospect of recovery.

If in a subsequent period, the amount of impairment losses decreases and the decrease can be related objectively to an event occurring after the impairment was recognised (such as an improvement in the debtor's credit rating), the previously recognised impairment loss is reversed by adjusting the allowance account. The amount of the reversal is recognised in profit or loss.

(b) Assets carried at available-for-sale

The Group and the Bank assesses at each reporting date whether there is objective evidence that the financial asset is impaired.

For debt securities, the Group and the Bank uses criteria and measurement of impairment loss applicable for "assets carried at amortised cost" above. If in a subsequent period, the fair value of a debt instrument classified as financial investments available-for-sale increases and the increase can be objectively related to an event occurring after the impairment loss was recognised in profit or loss, the impairment loss is reversed through profit or loss.

In the case of equity instruments classified as financial investments available-for-sale, in addition to the criteria for assets carried at amortised cost above, a significant or prolonged decline in the fair value of the security below its cost is considered in determining whether the securities are impaired. If there is an objective evidence that an impairment loss on financial investments available-for-sale has been incurred, the cumulative loss that has been recognised directly in equity is removed from equity and recognised in the profit or loss. The amount of cumulative loss that is reclassified to profit or loss is the difference between the acquisition cost and current fair value, less any impairment loss on that financial asset previously recognised in profit or loss. Impairment losses recognised in profit or loss on equity instruments are not reversed through the profit or loss.

G Derecognition of financial assets and financial liabilities

Financial assets are derecognised when the contractual rights to receive the cash flows from these assets have ceased to exist or the assets have been transferred and substantially all the risks and rewards of ownership of the assets are also transferred (that is, if substantially all the risks and rewards have not been transferred, the Bank tests control to ensure that continuing involvement on the basis of any retained powers of control does not prevent derecognition). Financial liabilities are derecognised when they have been redeemed or otherwise extinguished.

Collateral furnished by the Bank under standard repurchase agreements transactions is not derecognised because the Bank retains substantially all the risks and rewards on the basis of the predetermined repurchase price, and the criteria for derecognition are therefore not met.

Hong Leong Investment Bank Berhad

Company no: 10209-W

(Incorporated in Malaysia)

Summary of Significant Accounting Policies for the financial year ended 30 June 2015 (continued)

2 Summary of significant accounting policies (continued)

H Offsetting financial instruments

Financial assets and liabilities are offset and the net amount presented in the statements of financial position when there is a legally enforceable right to offset the recognised amounts and there is an intention to settle on a net basis, or realise the asset and settle the liability simultaneously.

The legally enforceable right must not be contingent on future events and must be enforceable in the normal course of business and in the event of default, insolvency or bankruptcy.

I Clients' and brokers' balances

In accordance with the Rules of Bursa Malaysia Securities Berhad, clients' accounts are classified as impaired accounts (previously referred to as as non-performing) under the following circumstances:

<u>Types</u>	<u>Criteria for classification as impaired</u>
Contra losses	When account remains outstanding for more than 16 calendar days from the date of contra transaction.
Overdue purchase contracts	When an account remains outstanding from T+5 market days onwards (non-margin purchase) and T+9 market days onwards (discretionary financing)

Bad debts are written-off when identified. Impairment allowances are made for balances due from clients and brokers which are considered doubtful or which have been classified as impaired, after taking into consideration collateral held by the Group and deposits of and amounts due to dealer representative in accordance with the Rules of Bursa Securities.

J Property and equipment and depreciation

Freehold land is not depreciated as it has an infinite life. Property and equipment are stated at cost less accumulated depreciation and any accumulated impairment losses. Cost includes its purchase price and any cost that is directly attributable to the acquisition of the items. Subsequent costs are included in the asset's carrying amount or recognised as a separate asset, as appropriate, only when it is probable that future economic benefits associated with the item will flow to the Group and the Bank and the cost of the item can be measured reliably. The carrying amount of the replaced part is derecognised. All other repairs and maintenance costs are charged to the profit or loss during the financial year in which they are incurred.

Hong Leong Investment Bank Berhad

Company no: 10209-W

(Incorporated in Malaysia)

Summary of Significant Accounting Policies for the financial year ended 30 June 2015 (continued)

2 Summary of significant accounting policies (continued)

J Property and equipment and depreciation (continued)

Property and equipment are depreciated on a straight line basis to write off the cost of the assets to their residual values over their estimated useful lives, summarised as follows:

Leasehold land	Over the remaining period of the lease or 100 years whichever is shorter
Buildings on leasehold land	Over the remaining period of the lease or 50 years whichever is shorter
Buildings on freehold land	50 years
Office and computer equipment	3 - 10 years
Furniture and fittings	3 - 10 years
Renovations	5 - 10 years
Motor vehicles	4 - 5 years

The assets' residual values and useful lives are reviewed and adjusted if appropriate, at each reporting date.

Property and equipment are reviewed for impairment at each reporting date and whenever events or changes in circumstances indicate that the carrying amount may not be recoverable. Where the carrying amount of the asset is greater than its estimated recoverable amount, it is written down to its recoverable amount. Any subsequent increase in the recoverable amount is recognised in the profit or loss. Refer to Note M on the impairment of non-financial assets.

Gains and losses on disposals are determined by comparing proceeds with the carrying amount and are included in "non-interest income" in profit or loss.

K Intangible assets

(a) Computer software

Acquired computer software licences are capitalised on the basis of the costs incurred to acquire and bring to use the specific software. These costs are amortised over their estimated useful lives of 3 to 5 years. Computer software classified as intangible assets are stated at cost less accumulated amortisation and accumulated impairment loss, if any.

(b) Goodwill

Goodwill arises on the acquisition of subsidiaries and represents the excess of the aggregate of the acquisition date fair value of consideration transferred, the amount of any non-controlling interest in the acquiree and the acquisition-date fair value of any previous equity interest in the acquiree over the net of the acquisition date fair value of the identifiable assets acquired and liabilities assumed. If the fair value of consideration transferred, the amount of non-controlling interest and the fair value of previously held interest in the acquiree are less than the fair value of the net identifiable assets of the acquiree, the resulting gain is recognised in the profit or loss.

Hong Leong Investment Bank Berhad

Company no: 10209-W

(Incorporated in Malaysia)

Summary of Significant Accounting Policies for the financial year ended 30 June 2015 (continued)

2 Summary of significant accounting policies (continued)

K Intangible assets (continued)

(b) Goodwill (continued)

Goodwill is allocated to cash-generating units (“CGU”) for the purpose of impairment testing. The allocation is made to those CGUs or groups of CGUs that are expected to benefit from the synergies of the business combination in which the goodwill arose. Each CGU represents the lowest level at which the goodwill is monitored for internal management purposes. Goodwill is monitored at the operating segment level.

Goodwill is stated at cost less accumulated impairment loss and is tested annually for impairment or more frequently if events or changes in circumstances indicate a potential impairment. The carrying value of goodwill is compared to the recoverable amount, which is the higher of value in use and the fair value less costs to sell. Any impairment is recognised immediately as an expense and is not subsequently reversed.

L Lease

(a) Finance lease

Assets purchased under lease which in substance transfers the risks and benefits of ownership of the assets to the Group or the Bank are capitalised under property and equipment. The assets and the corresponding lease obligations are recorded at the lower of the present value of the minimum lease payments or the fair value of the leased assets at the beginning of the lease term. Such leased assets are subject to depreciation on the same basis as other property and equipment.

Leases which do not meet such criteria are classified as operating lease and the related rentals are charged to profit or loss.

(b) Operating lease

Leases of assets under which the significant portion of the risks and benefits of ownership are retained by the lessor are classified as operating leases. Payments made under operating leases are charged to the income statements on a straight line basis over the period of the lease.

When an operating lease is terminated before the lease period has expired, any payment required to be made to the lessor by way of penalty is recognised as an expense in the period in which termination takes place.

Hong Leong Investment Bank Berhad

Company no: 10209-W

(Incorporated in Malaysia)

Summary of Significant Accounting Policies for the financial year ended 30 June 2015 (continued)

2 Summary of significant accounting policies (continued)

M Impairment of non-financial assets

Assets that have an indefinite useful life are not subject to amortisation and are tested annually for impairment.

Assets that are subject to amortisation are reviewed for impairment whenever events or changes in circumstances indicate that the carrying amount may not be recoverable. An impairment loss is recognised for the amount by which the carrying amount of the asset exceeds its recoverable amount. The recoverable amount is the higher of an asset's fair value less costs to sell and value in use. For the purpose of assessing impairment, assets are grouped at the lowest levels for which there are separately identifiable cash flows (cash-generating units). Non financial assets other than goodwill that suffered impairment are reviewed for possible reversal of the impairment at each reporting date.

The impairment loss is charged to the profit or loss unless it reverses a previous revaluation in which case it is charged to the revaluation surplus. Impairment losses on goodwill are not reversed. In respect of other assets, any subsequent increase in recoverable amount is recognised in profit or loss unless it reverses an impairment loss on a revalued asset in which case it is taken to revaluation surplus reserve.

N Income taxes

The tax expense for the period comprises current and deferred tax. Tax is recognised in profit or loss, except to the extent that it relates to items recognised in other comprehensive income or directly in equity. In this case, the tax is also recognised in other comprehensive income or directly in equity, respectively.

The current income tax charge is calculated on the basis of the tax laws enacted or substantively enacted at the end of the reporting period in the countries where the Group's subsidiaries operate and generate taxable income.

Deferred income tax is recognised, using the liability method, on temporary differences arising between the amounts attributed to assets and liabilities for tax purposes and their carrying amounts in the financial statements. However, deferred income tax is not accounted for if it arises from initial recognition of an asset or liability in a transaction other than a business combination that at the time of the transaction affects neither accounting nor taxable profit or loss. Deferred tax is determined using tax rates (and tax laws) that have been enacted or substantively enacted by the reporting date and are expected to apply when the related deferred tax asset is realised or the deferred tax liability is settled.

Deferred tax assets are recognised to the extent that it is probable that future taxable profits will be available against which the deductible temporary differences, unused tax losses or unused tax credits can be utilised.

Deferred tax liability is recognised for all taxable temporary differences associated with investments in subsidiaries except where the timing of the reversal of the temporary difference is controlled by the parent and it is probable that the temporary difference will not reverse in the foreseeable future.

Deferred income tax assets are recognised on deductible temporary differences arising from investments in subsidiaries only to the extent that it is probable the temporary difference will reverse in the future and there is sufficient taxable profit available against which the deductible temporary difference can be utilised.

Hong Leong Investment Bank Berhad

Company no: 10209-W

(Incorporated in Malaysia)

Summary of Significant Accounting Policies for the financial year ended 30 June 2015 (continued)

2 Summary of significant accounting policies (continued)

N Income taxes (continued)

Deferred income tax related to fair value re-measurement of financial investments available-for-sale, which are charged or credited directly to equity, is also credited or charged directly to equity and is subsequently recognised in the income statements together with the deferred gain or loss.

Deferred income tax assets and liabilities are offset when there is a legally enforceable right to offset current tax assets against current tax liabilities and when the deferred income tax assets and liabilities relate to taxes levied by the same taxation authority on either the taxable entity or different taxable entities where there is an intention to settle the balance on a net basis.

O Currency translations

(a) Functional and presentation currency

Items included in the financial statements of each of the Group's and the Bank's entities are measured using the currency of the primary economic environment in which the entity operates ("the functional currency"). The consolidated financial statements are presented in Ringgit Malaysia, which is the Group's and the Bank's functional and presentation currency.

(b) Foreign currency transactions and balances

Foreign currency transactions are translated into the functional currency using the exchange rates prevailing at the dates of the transactions. Foreign exchange gains and losses resulting from the settlement of such transactions and from the translation at year-end exchange rates of monetary assets and liabilities denominated in foreign currencies are recognised in the profit or loss.

Changes in the fair value of monetary financial assets denominated in foreign currency classified as available-for-sale are analysed between translation differences resulting from changes in the amortised cost of the financial asset and other changes in the carrying amount of the financial asset. Translation differences related to changes in the amortised cost are recognised in profit or loss, and other changes in the carrying amount are recognised in other comprehensive income.

Translation differences on non-monetary financial assets and liabilities, such as equity instruments held at fair value through profit or loss, are reported as part of the fair value gain or loss. Translation differences on non-monetary financial assets such as equities classified as financial investments available-for-sale are included in the fair value reserve in other comprehensive income.

P Derivative financial instruments

Derivatives are initially recognised at fair value on the date on which a derivative contract is entered into and are subsequently remeasured at their fair values. Fair values are obtained from quoted market prices in active markets, including recent market transactions, and valuation techniques, including discounted cash flow models and option pricing models, as appropriate. All derivatives are carried as assets when fair value is positive and as liabilities when fair value is negative. Changes in the fair value of any derivatives that do not qualify for hedge accounting are recognised immediately in the profit or loss.

Hong Leong Investment Bank Berhad

Company no: 10209-W

(Incorporated in Malaysia)

Summary of Significant Accounting Policies for the financial year ended 30 June 2015 (continued)

2 Summary of significant accounting policies (continued)

P Derivative financial instruments (continued)

The best evidence of fair value of a derivative at initial recognition is the transaction price (i.e. the fair value of the consideration given or received) unless the fair value of the instrument is evidenced by comparison with other observable current market transactions in the same instrument (i.e. without modification or repackaging) or based on a valuation technique whose variables include only data from observable markets. When such evidence exists, the Group and the Bank recognise the fair value of derivatives in profit or loss immediately.

As at reporting date, the Group and the Bank have not designated any derivatives as hedging instruments.

Q Employee benefits

Short-term employee benefits

The Group and the Bank recognise a liability and an expense for bonuses. The Group and the Bank recognise a provision where contractually obliged or where there is a past practice that has created a constructive obligation.

Wages, salaries, paid annual leave and sick leave, bonuses, and non-monetary benefits are accrued in the period in which the associated services are rendered by employees of the Group and the Bank.

Defined contribution plan

A defined contribution plan is a pension plan under which the Group and the Bank pays fixed contributions into a fund and will have no legal or constructive obligations to pay further contributions if the fund does not hold sufficient assets to pay all employees benefits relating to employee service in the current and prior periods.

The Group and the Bank contributes to a national defined contribution plan (the Employee Provident Fund) on a mandatory basis and the amounts contributed to the plan are charged to the income statement in the period to which they relate. Once the contributions have been paid, the Group and the Bank has no further payment obligations.

Share-based compensation

The Bank operates a cash-settled, share-based compensation plan under which the Bank receives services from employees as consideration for equity instruments (share options) of the parent. The fair value of the employee services received in exchange for the grant of the share options is recognised as an expense in the profit or loss over the vesting periods of the grant with a corresponding increase in liabilities.

The total amount to be expensed over the vesting period is determined by reference to the fair value of the share options granted, excluding the impact of any non-market vesting conditions. Non-market vesting conditions are included in assumptions about the number of options that are expected to vest. At each reporting date, the Group and the Bank measure the fair value of the liability and at the date of settlement, with any changes in fair value recognised in profit or loss. The Group and the Bank revise its estimate of the number of share options that are expected to vest. It recognises the impact of the revision of original estimates, if any, in the profit or loss, with a corresponding adjustment to liability.

Hong Leong Investment Bank Berhad

Company no: 10209-W

(Incorporated in Malaysia)

Summary of Significant Accounting Policies for the financial year ended 30 June 2015 (continued)

2 Summary of significant accounting policies (continued)

Q Employee benefits (continued)

Share-based compensation (continued)

A trust has been set up for the Employee Share Option Scheme (“ESOS”) and is administered by an appointed trustee.

R Provision

Provisions are recognised by the Group and the Bank when all of the following conditions have been met:

- (i) the Group and the Bank have a present legal or constructive obligation as a result of past events;
- (ii) it is probable that an outflow of resources to settle the obligation will be required; and
- (iii) a reliable estimate of the amount of obligation can be made.

Where the Group and the Bank expect to be reimbursed, the reimbursement is recognised as a separate asset but only when the reimbursement is virtually certain. Provisions are not recognised for future operating losses.

Where there are a number of similar obligations, the likelihood that an outflow will be required in settlement is determined by considering the class of obligations as a whole. A provision is recognised even if the likelihood of an outflow with respect to any one item included in the same class of obligations may be small.

Provisions are measured at the present values of the expenditures expected to be required to settle the obligation using a pre-tax rate that reflects current market assessments of the time value of money and risks specific to the obligation. The increase in the provision due to passage of time is recognised as interest expense.

S Financial guarantee contracts

Financial guarantee contracts are contracts that require the issuer to make specified payments to reimburse the holder for a loss it incurs because a specified debtor fails to make payments when due, in accordance with the terms of a debt instrument. Such financial guarantees are given to banks, financial institutions and other bodies on behalf of customers to secure loans and other banking facilities.

Financial guarantee contracts are recognised as a financial liability at the time the guarantee is issued. The liability is initially measured at fair value and subsequently at the higher of the amount determined in accordance with MFRS 137 “Provisions, Contingent Liabilities and Contingent Assets” and the amount initially recognised less cumulative amortisation, where appropriate.

The fair value of financial guarantees is determined as the present value of the difference in net cash flows between the contractual payments under the debt instrument and the payments that would be required without the guarantee, or the estimated amount that would be payable to a third party for assuming the obligations.

Where financial guarantees in relation to loans or payables of subsidiaries are provided by the Bank for no compensation, the fair values are accounted for as contributions and recognised as part of the cost of investment in subsidiaries.

Hong Leong Investment Bank Berhad

Company no: 10209-W

(Incorporated in Malaysia)

Summary of Significant Accounting Policies for the financial year ended 30 June 2015 (continued)

2 Summary of significant accounting policies (continued)

T Cash and cash equivalents

Cash and cash equivalents are cash and short-term funds held for the purpose of meeting short term commitments and readily convertible into cash without significant risk of changes in value.

U Share capital

(a) Classification

Ordinary shares and redeemable preference shares with discretionary dividends are classified as equity. Other shares are classified as equity and/or liability according to the contractual substance of the particular instrument. Distributions to holders of a financial instrument classified as an equity instrument are charged directly to equity.

(b) Share issue costs

Incremental external costs directly attributable to the issue of new shares or options are shown in equity as a deduction, net of tax, from the proceeds.

(c) Dividends

Dividends on ordinary shares and redeemable preference shares are recognised as a liability when the shareholders' right to receive the dividend is established.

V Sale and repurchase agreements

Securities purchased under resale agreements are securities which the Group and the Bank have purchased with a commitment to resell at future dates. The commitment to resell the securities is reflected as an asset on the statements of financial position.

Conversely, obligations on securities sold under repurchase agreements are securities which the Group and the Bank have sold from its portfolio, with a commitment to repurchase at future dates. Such financing and the obligation to repurchase the securities is reflected as a liability on the statements of financial position.

The difference between sale and repurchase price as well as purchase and resale price are amortised as interest income and interest expense respectively on an effective yield method.

Hong Leong Investment Bank Berhad

Company no: 10209-W

(Incorporated in Malaysia)

Summary of Significant Accounting Policies for the financial year ended 30 June 2015 (continued)

2 Summary of significant accounting policies (continued)

W Contingent assets and liabilities

The Group and the Bank do not recognise contingent assets and liabilities other than those arising from business combination, but discloses its existence in the financial statements. A contingent liability is a possible obligation that arises from past events whose existence will be confirmed by the occurrence or non-occurrence of one or more uncertain future events beyond the control of the Group and the Bank or a present obligation that is not recognised because it is not probable that an outflow of resources will be required to settle the obligation. A contingent liability also arises in the extremely rare case where there is a liability that cannot be recognised because it cannot be measured reliably. However, contingent liabilities do not include financial guarantee contracts.

A contingent asset is a possible asset that arises from past events whose existence will be confirmed by the occurrence or non-occurrence of one or more uncertain future events beyond the control of the Group and the Bank. The Group and the Bank do not recognise contingent assets but discloses its existence where inflows of economic benefits are probable, but not virtually certain.

X Borrowings

Borrowings are initially recognised at fair value, net of transaction costs incurred. Borrowings are subsequently carried at amortised cost, any difference between initial recognised amount and the redemption value is recognised in the profit or loss over the period of the borrowings using the effective interest method.

All other borrowing costs are recognised in profit or loss in the period in which they are incurred.

Y Transaction with owners

Transaction with owners in their capacity as owners are recognised in statement of changes in equity and are presented separately from non-owner changes in equity.

Hong Leong Investment Bank Berhad

Company no: 10209-W

(Incorporated in Malaysia)

Notes to the financial statements for the financial year ended 30 June 2015

3 General information

The principal activities of the Bank are investment banking, stockbroking business, futures broking and related financial services.

The principal activities of the subsidiary companies are stated in Note 14 to the financial statements.

The immediate holding and ultimate holding companies are HLCB and Hong Leong Company (Malaysia) Berhad respectively, both incorporated in Malaysia. HLCB is listed on the Main Market of Bursa Malaysia Securities Berhad.

The address of the registered office of the Bank is Level 8, Wisma Hong Leong, 18 Jalan Perak, 50450 Kuala Lumpur.

4 Cash and short-term funds

	The Group		The Bank	
	30.06.2015	30.06.2014	30.06.2015	30.06.2014
	RM'000	RM'000	RM'000	RM'000
Cash and bank balances with banks and other financial institutions	118,981	109,539	116,763	109,124
Money at call and deposit placements maturing within one month	321,337	565,426	321,337	565,426
	440,318	674,965	438,100	674,550

Inclusive in cash and short-term funds of the Group are accounts in trust for dealer's representative amounting to RM13,544,000 (30.06.2014: RM13,777,000).

5 Clients' and brokers' balances

Clients' and brokers' balances represent amounts receivable from outstanding purchase contracts in respect of the Group and the Bank's stockbroking business entered on behalf of clients, amounts due from brokers and contra losses.

	The Group and the Bank	
	30.06.2015	30.06.2014
	RM'000	RM'000
Performing accounts	187,690	283,807
Impaired accounts	1,532	956
	189,222	284,763
Less: Allowance for bad and doubtful debts		
- individual assessment allowance	(361)	(370)
- collective assessment allowance	(23)	(15)
	188,838	284,378

Hong Leong Investment Bank Berhad

Company no: 10209-W

(Incorporated in Malaysia)

Notes to the financial statements

for the financial year ended 30 June 2015 (continued)

5 Clients' and brokers' balances (continued)

	The Group and the Bank	
	30.06.2015	30.06.2014
	RM'000	RM'000
Movements of impaired accounts are as follows:		
At 1 July	956	805
Impaired during the financial year	928	562
Amount written-back during the financial year	(352)	(411)
At 30 June	<u>1,532</u>	<u>956</u>

Movements in the allowance for losses on clients' and brokers' balances are as follows:

Individual assessment allowance

At 1 July	370	378
Allowance made during the financial year	97	119
Allowance written-back during the financial year	(106)	(127)
At 30 June	<u>361</u>	<u>370</u>

Collective assessment allowance

At 1 July	15	33
Allowance made/(written-back) during the financial year	8	(18)
At 30 June	<u>23</u>	<u>15</u>

6 Deposits and placements with banks and other financial institutions

	The Group		The Bank	
	30.06.2015	30.06.2014	30.06.2015	30.06.2014
	RM'000	RM'000	RM'000	RM'000
Licensed banks	49,246	301,156	49,062	300,870
Licensed investment banks	150,997	30,003	150,997	30,003
	<u>200,243</u>	<u>331,159</u>	<u>200,059</u>	<u>330,873</u>

Hong Leong Investment Bank Berhad

Company no: 10209-W

(Incorporated in Malaysia)

Notes to the financial statements

for the financial year ended 30 June 2015 (continued)

7 Financial assets at fair value through profit or loss

	The Group and the Bank	
	30.06.2015	30.06.2014
	RM'000	RM'000
Financial assets held-for-trading		
Money market instruments		
Malaysian Government Securities	30,772	-
Negotiable instruments of deposits	-	403,428
Bankers' acceptance	426,775	316,639
	<u>457,547</u>	<u>720,067</u>
Quoted securities		
In Malaysia:		
Shares	21,597	8,360
Unquoted securities		
Foreign currency bonds	62,718	33,777
Private and Islamic debt securities	379,023	106,060
	<u>441,741</u>	<u>139,837</u>
	<u>920,885</u>	<u>868,264</u>
Financial assets designated at fair value through profit or loss		
Quoted securities		
In Malaysia:		
Shares	162	-
	<u>921,047</u>	<u>868,264</u>

Included in financial assets held-for-trading are foreign currency bonds, which are pledged as collateral for obligations on securities sold under repurchase agreements amounting to RM Nil (30.06.2014: RM14,200,000).

Hong Leong Investment Bank Berhad

Company no: 10209-W

(Incorporated in Malaysia)

Notes to the financial statements

for the financial year ended 30 June 2015 (continued)

8 Financial investments available-for-sale

	The Group		The Bank	
	30.06.2015 RM'000	30.06.2014 RM'000	30.06.2015 RM'000	30.06.2014 RM'000
Money market instruments				
Malaysian Government Securities	102,399	30,512	102,399	30,512
Malaysian Government Investment Issues	80,368	139,398	80,368	139,398
Cagamas bonds	15,051	15,063	15,051	15,063
	197,818	184,973	197,818	184,973
Quoted securities				
Unit trust investment	240	-	-	-
Unquoted securities				
Shares	245	245	245	245
Foreign currency bonds	199,674	72,619	199,674	72,619
Private and Islamic debt securities	401,459	378,748	401,459	378,748
	601,378	451,612	601,378	451,612
	799,436	636,585	799,196	636,585

Included in financial investments available-for-sale are foreign currency bonds, which are pledged as collateral for obligations on securities sold under repurchase agreements amounting to RM Nil (30.06.2014: RM40,082,000).

9 Financial investments held-to-maturity

	The Group and the Bank	
	30.06.2015 RM'000	30.06.2014 RM'000
Money market instruments		
Malaysian Government Securities	51,097	51,316
Malaysian Government Investment Issues	20,397	25,517
Negotiable instruments of deposits	-	51,499
	71,494	128,332
Unquoted securities		
Foreign currency bonds	248,387	194,666
Private and Islamic debt securities	60,374	35,415
	308,761	230,081
	380,255	358,413

Included in financial investments held-to-maturity are foreign currency bonds, which are pledged as collateral for obligations on securities sold under repurchase agreements amounting to RM Nil (30.06.2014: RM135,558,000).

Hong Leong Investment Bank Berhad

Company no: 10209-W

(Incorporated in Malaysia)

Notes to the financial statements

for the financial year ended 30 June 2015 (continued)

10 Loans and advances

	The Group and the Bank	
	30.06.2015	30.06.2014
	RM'000	RM'000
Term loan financing	143,066	140,112
Share margin financing	183,183	291,384
Staff loans	78	100
Other loans	659	1,319
Gross loans and advances	<u>326,986</u>	<u>432,915</u>
Less:		
Allowance for losses on loans and advances:		
- individual assessment allowance	(111)	(194)
- collective assessment allowance	(892)	(1,307)
Total net loans and advances	<u>325,983</u>	<u>431,414</u>
 (i) The maturity structure of loans and advances is as follows:		
Maturing within one year	276,377	365,350
One year to three years	30,703	3
Three years to five years	19,829	67,479
Over five years	77	83
Gross loans and advances	<u>326,986</u>	<u>432,915</u>
 (ii) The loans and advances are disbursed to the following type of customers:		
Domestic business enterprises		
- small and medium enterprises	45,111	72,653
- others	158,948	115,866
Individuals	122,927	244,144
Foreign entities	-	252
Gross loans and advances	<u>326,986</u>	<u>432,915</u>
 (iii) Loans and advances analysed by interest rate sensitivity are as follows:		
Variable rate	326,249	385,479
Fixed rate		
- staff housing loans	78	83
- other fixed rate loans	659	47,353
Gross loans and advances	<u>326,986</u>	<u>432,915</u>

Hong Leong Investment Bank Berhad

Company no: 10209-W

(Incorporated in Malaysia)

Notes to the financial statements

for the financial year ended 30 June 2015 (continued)

10 Loans and advances (continued)

	The Group and the Bank	
	30.06.2015	30.06.2014
	RM'000	RM'000
(iv) Loans and advances analysed by their economic purposes are as follows:		
Purchase of securities	222,890	291,384
Purchase of transport vehicles	112	157
Purchase of landed properties	625	1,256
Working capital	103,359	140,112
Others	-	6
Gross loans and advances	<u>326,986</u>	<u>432,915</u>
(v) Loans and advances analysed by geographical distribution are as follows:		
Malaysia	<u>326,986</u>	<u>432,915</u>
(vi) Movement in the impaired loans and advances are as follows:		
At 1 July	853	1,123
Impaired during the financial year	3	156
Amount written-back during the financial year	(233)	(426)
At 30 June	<u>623</u>	<u>853</u>
% of impaired loans to total loans and advances net of individual assessment allowance	<u>0.2%</u>	<u>0.2%</u>
(vii) Movement in the allowance for losses on loans and advances are as follows:		
Individual assessment allowance		
At 1 July	194	252
Allowance made during the financial year	-	2
Allowance written-back during the financial year	(83)	(60)
At 30 June	<u>111</u>	<u>194</u>
Collective assessment allowance		
At 1 July	1,307	738
Allowance (written-back)/made during the financial year	(415)	569
At 30 June	<u>892</u>	<u>1,307</u>
(viii) Impaired loans and advances analysed by their economic purposes are as follows:		
Purchase of transport vehicles	111	115
Purchase of landed properties	512	738
	<u>623</u>	<u>853</u>

Hong Leong Investment Bank Berhad

Company no: 10209-W

(Incorporated in Malaysia)

Notes to the financial statements

for the financial year ended 30 June 2015 (continued)

10 Loans and advances (continued)

	The Group and the Bank	
	30.06.2015	30.06.2014
	RM'000	RM'000
(ix) Impaired loans and advances analysed by geographical distribution are as follows:		
Malaysia	623	853

11 Other assets

	The Group		The Bank	
	30.06.2015	30.06.2014	30.06.2015	30.06.2014
	RM'000	RM'000	RM'000	RM'000
Tax recoverable	6	7	-	-
Amounts due from related companies	192	283	192	283
Deposits	3,675	3,784	3,675	3,784
Prepayments	1,185	749	1,185	749
Fee income receivables net of allowance for impairment losses of RM28,000 (30.06.2014: RM375,000) (a)	7,123	33,943	7,123	33,943
Collaterals pledged for derivative transactions	8,965	4,672	8,965	4,672
Other receivables	3,245	2,626	3,245	2,624
	24,391	46,064	24,385	46,055

(a) Movements of allowance for impairment losses on fee income receivables is as follows:

	The Group		The Bank	
	30.06.2015	30.06.2014	30.06.2015	30.06.2014
	RM'000	RM'000	RM'000	RM'000
Individual assessment allowance				
At 1 July	375	443	375	443
Allowance made during the financial year	-	85	-	85
Allowance written-back during the financial year	(106)	(153)	(106)	(153)
Allowance written-off during the financial year	(241)	-	(241)	-
At 30 June	28	375	28	375

12 Statutory deposits with Bank Negara Malaysia ("BNM")

The non-interest bearing statutory deposits are maintained by the Bank with BNM in compliance with Section 26(2)(c) of the Central Bank of Malaysia Act, 2009, the amount is determined at set percentages of total eligible liabilities.

Hong Leong Investment Bank Berhad

Company no: 10209-W

(Incorporated in Malaysia)

Notes to the financial statements

for the financial year ended 30 June 2015 (continued)

13 Deferred tax assets/(liabilities)

Deferred tax assets and liabilities are offset when there is a legally enforceable right to set off current tax assets against current tax liabilities and when the deferred taxes relate to the same tax authority. The following amounts, determined after appropriate offsetting, are shown in the statements of financial position:

	The Group and the Bank	
	30.06.2015	30.06.2014
	RM'000	RM'000
Deferred tax assets	95,002	103,671
Deferred tax liabilities	-	-
	95,002	103,671
At 1 July	103,671	61,978
(Charged)/credited to income statements (Note 34)	(7,878)	41,145
(Charged)/credited to equity	(791)	548
At 30 June	95,002	103,671
Deferred tax assets		
- settled more than 12 months	69,861	74,625
- settled within 12 months	26,812	29,738
Deferred tax liabilities		
- settled more than 12 months	(1,149)	(305)
- settled within 12 months	(522)	(387)
	95,002	103,671

The movements in deferred tax assets and liabilities during the financial year comprise the following:

The Group and the Bank	Property and equipment	Financial investments available-for-sale	Unutilised tax credits	Provisions	Total
	RM'000	RM'000	RM'000	RM'000	RM'000
At 1 July 2014	(692)	230	94,925	9,208	103,671
Charged to income statements	(418)	-	(5,628)	(1,832)	(7,878)
Charged to equity	-	(791)	-	-	(791)
At 30 June 2015	(1,110)	(561)	89,297	7,376	95,002
At 1 July 2013	(876)	(318)	54,872	8,300	61,978
Credited to income statements	184	-	40,053	908	41,145
Credited to equity	-	548	-	-	548
At 30 June 2014	(692)	230	94,925	9,208	103,671

Hong Leong Investment Bank Berhad

Company no: 10209-W

(Incorporated in Malaysia)

Notes to the financial statements

for the financial year ended 30 June 2015 (continued)

13 Deferred tax assets/(liabilities) (continued)

Deferred tax assets have not been recognised on the following as it is not probable that the Group and the Bank will generate sufficient future taxable profits available against which the unused tax credits can be utilised:

	The Group and the Bank	
	30.06.2015	30.06.2014
	RM'000	RM'000
Unused tax credits carried forward	133,921	145,573

14 Investment in subsidiary companies

	The Bank	
	30.06.2015	30.06.2014
	RM'000	RM'000
Subsidiary companies: Unquoted shares, at cost	384	383

The subsidiary companies of the Bank are as follows:

Name of company	Country of incorporation	Effective equity interest		Principal activities
		30.06.2015	30.06.2014	
		%	%	
ECS Jaya (1969) Sdn Bhd	Malaysia	100	100	In member's voluntary liquidation
HLIB Nominees (Tempatan) Sdn Bhd	Malaysia	100	100	Nominee and custodian services for Malaysia clients
HLIB Nominees (Asing) Sdn Bhd	Malaysia	100	100	Nominee and custodian services for foreign clients
SSSB Jaya (1987) Sdn Bhd and its subsidiaries	Malaysia	100	100	In creditor's voluntary liquidation
HLG Nominee (Tempatan) Sdn Bhd	Malaysia	100	100	In member's voluntary winding-up
HLG Nominee (Asing) Sdn Bhd	Malaysia	100	100	In member's voluntary winding-up
RC Research Sdn Bhd	Malaysia	100	100	In member's voluntary winding-up
RC Nominees (Asing) Sdn Bhd ¹	Malaysia	-	100	Dissolved
RC Nominees (Tempatan) Sdn Bhd ²	Malaysia	-	100	Dissolved

Hong Leong Investment Bank Berhad

Company no: 10209-W

(Incorporated in Malaysia)

Notes to the financial statements

for the financial year ended 30 June 2015 (continued)

14 Investment in subsidiary companies (continued)

The subsidiary companies of the Bank are as follows: (continued)

Name of company	Country of incorporation	Effective equity interest		Principal activities
		30.06.2015	30.06.2014	
		%	%	
Unincorporated trust for ESOS	Malaysia	-	-	Special purpose vehicle for ESOS purpose

¹ The subsidiary was dissolved on 5 June 2015.

² The subsidiary was dissolved on 1 July 2014.

Significant judgments and assumptions used to determine the scope of the consolidation

Determining whether the Group has control of an entity is generally straight forward based on ownership of the majority of the voting capital. However, in certain instances this determination will involve significant judgment, particularly in the case of structured entities where voting rights are often not the determining factor in decisions over the relevant activities. This judgment may involve assessing the purpose and design of the entity. It will also often be necessary to consider whether the group, or another involved party with power over the relevant activities, is acting as a principal in its own right or as an agent on behalf of others.

There is also often considerable judgment involved in the ongoing assessment of control over structured entities. In this regard, where market conditions have deteriorated such that the other investors' exposures to the structure's variable returns have been substantively eliminated, the Group may conclude that the Group which acts as managers of the structured entity are acting as its principal and therefore will consolidate the structured entity.

An interest in equity voting rights exceeding 50% would typically indicate that the Group has control of an entity. However certain entities are excluded from consolidation because the Group does not have exposure to their variable returns.

15 Structured entities

A structured entity ("SE") is an entity in which voting or similar rights are not the dominant factor in deciding control. SEs are generally created to achieve a narrow and well defined objective with restrictions around their ongoing activities. Depending on the Group's power over the activities of the entity and its exposure to and ability to influence its own returns, it may consolidate the entity. In other cases it may sponsor or have exposure to such an entity but not consolidate it.

Unconsolidated structured entities in which the Group has an interest

An interest in a SE is any form of contractual or non-contractual involvement which creates variability in returns arising from the performance of the entity for the Group. Such interests include holdings of debt securities, lending and derivatives.

Hong Leong Investment Bank Berhad

Company no: 10209-W

(Incorporated in Malaysia)

Notes to the financial statements

for the financial year ended 30 June 2015 (continued)

15 Structured entities (continued)

Unconsolidated structured entities in which the Group has an interest (continued)

HLIB has been involved in the setting up of the SEs to facilitate the sell down of the debt securities originated and arranged by HLIB. HLIB has power over the relevant activities but no significant exposure to these SEs.

The carrying amounts of assets and liabilities recognised in the Group's and the Bank's statement of financial position relating to the interests in unconsolidated SEs is summarised as below:

	The Group and the Bank	
	30.06.2015	30.06.2014
	RM'000	RM'000
<u>Assets</u>		
Loans and advances	39,854	40,652
Derivative financial assets	3,097	3,851
<u>Liabilities</u>		
Other liabilities	7,233	12,267
Derivative financial liabilities	10,968	11,276

The Group's and the Bank's income and expenses in relation to unconsolidated SEs recognised during the financial year is summarised as below:

	The Group and the Bank	
	30.06.2015	30.06.2014
	RM'000	RM'000
<u>Interest income</u>		
- Loans and advances	2,344	1,743
<u>Non-interest income</u>		
- Arranger fees	1,500	1,830
- Other fee income	4,990	611
- Upfront income on interest rate swaps	3,150	8,550
- Unrealised (loss)/gain on revaluation of derivative financial assets and derivative financial liabilities - call options	(754)	(1,011)
- interest rate swaps	593	(6,897)
<u>Interest expense</u>		
- Interest rate swaps	2,952	1,977

Hong Leong Investment Bank Berhad

Company no: 10209-W

(Incorporated in Malaysia)

Notes to the financial statements

for the financial year ended 30 June 2015 (continued)

15 Structured entities (continued)

The principal amount of the derivative financial instruments relating to unconsolidated SEs is summarised as below:

	The Group and the Bank	
	30.06.2015	30.06.2014
	RM'000	RM'000
<u>Commitments and contingencies</u>		
Interest rate related contracts:		
- Interest rate swaps	194,500	156,000
Equity related contracts:		
- Call options	8,500	11,500

The Group's and the Bank's maximum exposure to loss is the total of its on-balance sheet positions. Exposure to loss is mitigated through collateral held.

Hong Leong Investment Bank Berhad

Company no: 10209-W

(Incorporated in Malaysia)

Notes to the financial statements

for the financial year ended 30 June 2015 (continued)

16 Property and equipment

The Group and the Bank	Freehold	Leasehold land more than 50 years	Leasehold building	Office and computer equipment	Furniture and fittings	Office renovations	Motor vehicles	Total
	RM'000	RM'000	RM'000	RM'000	RM'000	RM'000	RM'000	RM'000
Cost								
At 1 July 2014	350	780	804	3,481	1,114	5,827	209	12,565
Additions	-	-	-	549	42	173	-	764
Disposals	-	-	-	(119)	-	-	-	(119)
Write-offs	-	-	-	(259)	(137)	(772)	-	(1,168)
At 30 June 2015	350	780	804	3,652	1,019	5,228	209	12,042
Accumulated depreciation								
At 1 July 2014	-	14	28	2,180	563	4,181	112	7,078
Charge for the financial year	-	8	16	730	255	668	52	1,729
Disposals	-	-	-	(116)	-	-	-	(116)
Write-offs	-	-	-	(256)	(133)	(768)	-	(1,157)
At 30 June 2015	-	22	44	2,538	685	4,081	164	7,534
Net book value								
At 30 June 2015	350	758	760	1,114	334	1,147	45	4,508

Hong Leong Investment Bank Berhad

Company no: 10209-W

(Incorporated in Malaysia)

Notes to the financial statements

for the financial year ended 30 June 2015 (continued)

16 Property and equipment (continued)

The Group and the Bank	Freehold	Leasehold	Leasehold	Office and	Furniture	Office	Motor	Total
	land	land	building	computer	and fittings	renovations	vehicles	RM'000
	RM'000	more than 50 years RM'000	RM'000	equipment RM'000	RM'000	RM'000	RM'000	RM'000
Cost								
At 1 July 2013	350	780	804	2,922	1,032	5,749	209	11,846
Additions	-	-	-	559	82	78	-	719
At 30 June 2014	350	780	804	3,481	1,114	5,827	209	12,565
Accumulated depreciation								
At 1 July 2013	-	-	12	1,483	280	3,356	48	5,179
Charge for the financial year	-	14	16	697	283	825	64	1,899
At 30 June 2014	-	14	28	2,180	563	4,181	112	7,078
Net book value								
At 30 June 2014	350	766	776	1,301	551	1,646	97	5,487

Hong Leong Investment Bank Berhad

Company no: 10209-W

(Incorporated in Malaysia)

Notes to the financial statements

for the financial year ended 30 June 2015 (continued)

17 Intangible assets

	The Group and the Bank	
	30.06.2015	30.06.2014
	RM'000	RM'000
Computer software		
Cost		
At 1 July	1,980	1,519
Additions	3,404	461
Write-offs	(62)	-
At 30 June	<u>5,322</u>	<u>1,980</u>
Amortisation		
At 1 July	988	465
Charge for the financial year	847	523
Write-offs	(62)	-
At 30 June	<u>1,773</u>	<u>988</u>
Net book value	<u>3,549</u>	<u>992</u>

18 Goodwill

	The Group and the Bank	
	30.06.2015	30.06.2014
	RM'000	RM'000
Cost		
At 1 July/30 June	<u>28,986</u>	<u>28,986</u>

Allocation of goodwill to cash-generating units

Goodwill has been allocated to the following cash-generating units ("CGUs"):

	The Group and the Bank	
	30.06.2015	30.06.2014
	RM'000	RM'000
CGU		
Investment banking and stockbroking	<u>28,986</u>	<u>28,986</u>

Impairment test on goodwill

The recoverable amount of CGUs have been determined based on value in use calculation. These calculations use pre-tax cash flows projections based on financial budgets approved by Directors covering a three-year period. Cash flows beyond the three-year period are extrapolated using the estimated growth rates of 4.0% (30.06.2014: 4.5%), based on historical Gross Domestic Product ("GDP") growth rate of Malaysia on a perpetual basis and discounted using pre-tax discount rates which reflect the specific risks relating to CGU.

Hong Leong Investment Bank Berhad

Company no: 10209-W

(Incorporated in Malaysia)

Notes to the financial statements

for the financial year ended 30 June 2015 (continued)

18 Goodwill (continued)

Impairment test on goodwill (continued)

The cash flows projections are derived based on a number of key factors including the past performance and management's expectations on the market development. The following are the discount rates used in determining the recoverable amount of each CGUs:

	The Group and the Bank	
	30.06.2015	30.06.2014
Investment banking and stockbroking	11.7%	12.0%

For the current financial year, impairment was not required for goodwill arising from investment banking and stock broking segment. Management believes that any reasonable possible change to the assumptions applied is not likely to cause the recoverable amount to be lower than the carrying amount.

19 Deposit from customers

	The Group and the Bank	
	30.06.2015	30.06.2014
	RM'000	RM'000
Fixed deposits	841,747	631,566
(i) The maturity structure of fixed deposits is as follows:		
Due within six months	841,747	631,566
(ii) The deposits are sourced from the following customers:		
Government and statutory bodies	561,996	534,103
Business enterprises	265,602	96,453
Individuals	14,149	1,010
	841,747	631,566

20 Deposits and placements of banks and other financial institutions

	The Group and the Bank	
	30.06.2015	30.06.2014
	RM'000	RM'000
Bank Negara Malaysia	-	96,343
Licensed banks	459,790	553,736
Licensed investment banks	34,384	52,804
Other financial institutions	1,353,217	1,352,077
	1,847,391	2,054,960

Hong Leong Investment Bank Berhad

Company no: 10209-W

(Incorporated in Malaysia)

Notes to the financial statements

for the financial year ended 30 June 2015 (continued)

21 Repurchased agreements

Obligations on securities sold under repurchased agreements are securities which the Group and the Bank have sold from its investment portfolio, with a commitment to repurchase at future dates. Such financing and the obligation to repurchase the securities is reflected as a liability on the statements of financial position.

The financial assets sold under repurchase agreements are as follows:

	The Group and the Bank	
	30.06.2015	30.06.2014
	RM'000	RM'000
Financial assets held-for-trading	-	14,200
Financial investments available-for-sale	-	40,082
Financial investments held-to-maturity	-	135,558
	<u>-</u>	<u>189,840</u>

22 Other liabilities

	The Group		The Bank	
	30.06.2015	30.06.2014	30.06.2015	30.06.2014
	RM'000	RM'000	RM'000	RM'000
Amount due to holding company (a)	317	266	317	266
Amounts due to subsidiary companies (a)	-	-	-	153
Amounts due to related companies (a)	-	2	-	2
Remisiers' trust deposits	13,544	13,777	13,544	13,777
ESOS liabilities	-	14,624	-	14,624
Advance payments received for corporate exercise	-	416,545	-	416,545
Other payables and accrued liabilities	58,221	62,299	56,255	62,164
Post employment benefits obligation:				
- defined contribution plan	144	301	144	301
	<u>72,226</u>	<u>507,814</u>	<u>70,260</u>	<u>507,832</u>

(a) The amounts due to holding company, subsidiary and related companies are unsecured, interest free and repayable on demand.

Hong Leong Investment Bank Berhad

Company no: 10209-W

(Incorporated in Malaysia)

Notes to the financial statements

for the financial year ended 30 June 2015 (continued)

23 Derivative financial assets/(liabilities)

The table below shows the Group's and the Bank's derivative financial instruments as at the reporting date. The contractual or underlying principal amounts of these derivative financial instruments and their corresponding gross positive (derivative assets) and gross negative (derivative liabilities) fair values at the reporting date are analysed below:

	The Group and the Bank		
	Contract or underlying principal amount RM'000	Year-end positive fair value RM'000	Year-end negative fair value RM'000
30.06.2015			
Interest rate related contracts:			
- interest rate swaps	4,169,500	6,968	(18,976)
- futures	301,872	625	(265)
- cross currency swaps	226,395	2,999	(6,016)
Foreign exchange related contracts:			
- foreign currency swaps	1,908,226	28,910	(32,165)
- foreign currency forwards	61,802	457	(6)
- foreign currency spots	1,166	3	-
Equity related contracts:			
- call options	8,500	3,097	-
	6,677,461	43,059	(57,428)
30.06.2014			
Interest rate related contracts:			
- interest rate swaps	2,411,000	9,769	(18,537)
- futures	494,816	489	-
- cross currency swaps	64,220	195	(36)
Foreign exchange related contracts:			
- foreign currency swaps	1,432,090	9,204	(5,969)
- foreign currency forwards	57,314	14	(207)
- foreign currency spots	48,165	19	(24)
Equity related contracts:			
- call options	12,929	21,261	-
	4,520,534	40,951	(24,773)

Hong Leong Investment Bank Berhad

Company no: 10209-W

(Incorporated in Malaysia)

Notes to the financial statements

for the financial year ended 30 June 2015 (continued)

24 Subordinated obligations

	The Group and the Bank	
	30.06.2015	30.06.2014
	RM'000	RM'000
RM50.0 million Tier 2 subordinated notes, at par	50,000	-
Add: Interest payable	407	-
	50,407	-
Less: Unamortised discounts	(213)	-
	50,194	-

On 6 November 2014, the Bank had completed the first issuance of RM50 million nominal value of Tier 2 Subordinated Notes ("Sub-Notes") out of its RM1.0 billion Multi-Currency Sub-Notes Programme. The RM50 million Sub-Notes will mature in 2024 and is callable on any coupon payment date falling on or after the 5th anniversary of the issue date. The Sub-Notes which bears interest rate of 5.30% per annum is payable semi-annually in arrears. The exercise of the call option on the Sub-Notes shall be subject to the approval of BNM.

The Sub-Notes constitute unsecured liabilities of the Bank, and is subordinated in right of payment to the deposit liabilities and all other liabilities of the Bank in accordance with the terms and conditions of the issue, except to those liabilities, which by their terms, rank equally in right of payment with or are subordinated to the Sub-Notes. The Sub-Notes qualify as Tier 2 capital for the purpose of determining the capital adequacy ratio of the Bank.

25 Share capital

	The Group and the Bank	
	30.06.2015	30.06.2014
	RM'000	RM'000
Authorised:		
At 1 July/30 June	600,000	600,000
Issued and fully paid capital:		
At 1 July/30 June	165,000	165,000

26 Redeemable preference shares ("RPS")

	The Group and the Bank	
	30.06.2015	30.06.2014
	RM'000	RM'000
Authorised:		
Non-cumulative redeemable preference shares of RM0.01 each		
At 1 July/30 June	20,000	20,000

Hong Leong Investment Bank Berhad

Company no: 10209-W

(Incorporated in Malaysia)

Notes to the financial statements

for the financial year ended 30 June 2015 (continued)

26 Redeemable preference shares ("RPS") (continued)

	The Group and the Bank	
	30.06.2015	30.06.2014
	RM'000	RM'000
Issued and fully paid capital:		
Non-cumulative redeemable preference shares of RM0.01 each		
At 1 July	1,631	1,631
Redeemed during the financial year	(1,631)	-
At 30 June	<u>-</u>	<u>1,631</u>

The main features of the RPS are as follows:

- The RPS have right to dividends at the discretion of the Directors of the Bank, subject to BNM's approval pursuant to Section 51 of Financial Services Act 2013.
- The RPS rank pari passu in all respects among themselves.
- The RPS will not be convertible into ordinary shares.
- The RPS have no fixed maturity date and can be redeemed at any time by giving 7 days notice in writing.
- The RPS will not be listed on any stock exchange.

27 Reserves

	The Group		The Bank	
	30.06.2015	30.06.2014	30.06.2015	30.06.2014
	RM'000	RM'000	RM'000	RM'000
Share premium	87,950	87,950	87,950	87,950
Statutory reserve (a)	196,867	180,479	196,867	180,479
Regulatory reserve (b)	3,031	-	3,031	-
Fair value reserve (c)	1,778	(690)	1,778	(690)
Retained profits (d)	23,040	39,244	22,742	38,903
	<u>312,666</u>	<u>306,983</u>	<u>312,368</u>	<u>306,642</u>

- The statutory reserve is maintained in compliance with Section 47 of Financial Services Act 2013 and is not distributable as cash dividend.
- The Bank is required to maintain in aggregate collective impairment allowances and regulatory reserve of no less than 1.2% of total outstanding loans and advances, net of individual impairment allowances.

Hong Leong Investment Bank Berhad

Company no: 10209-W

(Incorporated in Malaysia)

Notes to the financial statements

for the financial year ended 30 June 2015 (continued)

27 Reserves (continued)

- (c) Fair value reserve arises from a change in the fair value of financial investments available-for-sale. The gains or losses are transferred to the profit or loss upon derecognition or impairment of such financial investments.
- (d) Pursuant to the Finance Act, 2007 which was gazetted on 28 November 2007, dividends paid, credited or distributed to shareholders are not tax deductible by the Bank, but are exempted from tax to the shareholders ('single tier system'). The Bank's unutilised tax credits as at 31 December 2013, under Section 108 of the Income Tax Act, 1967, was disregarded with effect from 1 January 2014.

28 Interest income

	The Group		The Bank	
	30.06.2015 RM'000	30.06.2014 RM'000	30.06.2015 RM'000	30.06.2014 RM'000
Loans and advances	24,739	16,627	24,739	16,627
Money at call and deposit placements with financial institutions	14,733	25,077	14,733	25,069
Financial assets at fair value through profit or loss	39,396	19,554	39,396	19,554
Financial investments available-for-sale	28,042	19,127	28,042	19,127
Financial investments held-to-maturity	11,225	13,758	11,225	13,758
Derivative financial instruments	4,276	2,729	4,276	2,729
Others	8,482	4,863	8,482	4,863
	130,893	101,735	130,893	101,727

29 Interest expense

	The Group and the Bank	
	30.06.2015 RM'000	30.06.2014 RM'000
Deposits and placements of banks and other financial institutions	16,784	15,979
Deposits from customers	61,045	45,946
Derivative financial instruments	8,937	6,650
Subordinated obligations	1,698	-
Others	519	477
	88,983	69,052

Hong Leong Investment Bank Berhad

Company no: 10209-W

(Incorporated in Malaysia)

Notes to the financial statements

for the financial year ended 30 June 2015 (continued)

30 Non-interest income

	The Group		The Bank	
	30.06.2015 RM'000	30.06.2014 RM'000	30.06.2015 RM'000	30.06.2014 RM'000
Fee income				
Fee on loans and advances	1,242	1,284	1,242	1,284
Arranger fees	8,849	15,295	8,849	15,295
Guarantee fees	249	1,314	249	1,314
Placement fees	8,544	24,521	8,544	24,521
Corporate advisory fees	11,811	8,058	11,811	8,058
Underwriting commissions	886	2,274	886	2,274
Brokerage income	58,387	60,576	58,387	60,576
Commissions from future contracts	841	1,090	841	1,090
Other fee income	14,066	15,372	13,905	15,172
	104,875	129,784	104,714	129,584
Net income from securities				
Net realised gain/(loss) arising from sale/redemption of:				
- Financial assets at fair value through profit or loss	6,710	(4,648)	6,710	(4,648)
- Financial investments available-for-sale	3,160	4,528	3,160	4,528
- Financial investments held-to-maturity	-	12	-	12
- Derivative financial instruments	(3,391)	9,624	(3,391)	9,624
Net gain/(loss) on revaluation of:				
- Financial assets at fair value through profit or loss	1,857	7,540	1,857	7,540
- Derivative financial instruments	(12,812)	23,916	(12,812)	23,916
Dividend income from:				
- Financial assets at fair value through profit or loss	772	640	772	640
- Financial investments available-for-sale	73	49	73	49
	(3,631)	41,661	(3,631)	41,661
Other income				
Gain/(loss) on liquidation of subsidiaries	2	(3)	8	(3)
Gain on disposal of property and equipment	4	-	4	-
Foreign exchange gain/(loss)	15,311	(11,571)	15,311	(11,571)
Other non-operating (expense)/income	(91)	733	(91)	735
	15,226	(10,841)	15,232	(10,839)
Total non-interest income	116,470	160,604	116,315	160,406

Hong Leong Investment Bank Berhad

Company no: 10209-W

(Incorporated in Malaysia)

Notes to the financial statements

for the financial year ended 30 June 2015 (continued)

31 Overhead expenses

	The Group		The Bank	
	30.06.2015 RM'000	30.06.2014 RM'000	30.06.2015 RM'000	30.06.2014 RM'000
Personnel costs				
Salaries, allowances and bonuses	46,132	54,177	46,024	54,078
(Write-back)/option charge arising from ESOS	(1,089)	30,535	(1,089)	30,535
Others	8,038	6,764	8,019	6,746
	53,081	91,476	52,954	91,359
Establishment costs				
Depreciation of property and equipment	1,729	1,899	1,729	1,899
Amortisation of intangible assets	847	523	847	523
Rental expenses	5,422	5,602	5,390	5,570
Information technology expenses	4,394	5,240	4,394	5,240
Others	2,666	2,838	2,652	2,829
	15,058	16,102	15,012	16,061
Marketing expenses				
Advertisement and publicity	46	256	46	256
Entertainment and business improvement	2,486	1,922	2,486	1,922
Others	115	272	115	272
	2,647	2,450	2,647	2,450
Administration and general expenses				
Management fees	3,139	2,863	3,139	2,861
Teletransmission expenses	4,097	3,375	4,097	3,375
Auditors' remuneration				
- Statutory audit fees	275	277	268	267
- Regulatory related fees	23	22	23	22
- Tax compliance fee	13	9	13	9
- Other fees	133	163	133	163
Legal and professional fees	3,391	3,661	3,391	3,636
Property and equipment written off	11	-	11	-
Others	3,835	4,161	3,821	4,137
	14,917	14,531	14,896	14,470
Total overhead expenses	85,703	124,559	85,509	124,340

Included in the overhead expenses of the Group and the Bank are Directors' remuneration totalling RM5,992,000 (2014: RM6,361,000).

Hong Leong Investment Bank Berhad

Company no: 10209-W

(Incorporated in Malaysia)

Notes to the financial statements

for the financial year ended 30 June 2015 (continued)

32 Write-back of/(allowance for) impairment losses on loans and advances and other losses

	The Group and the Bank	
	30.06.2015	30.06.2014
	RM'000	RM'000
Write-back of/(allowance for) losses on impaired loans and advances:		
(a) Individual assessment allowance		
- made during the financial year	-	(2)
- written-back during the financial year	83	60
(b) Collective assessment allowance		
- written-back/(made) during the financial year	415	(569)
	498	(511)
Write-back of/(allowance for) losses on clients' and brokers' balances:		
(a) Individual assessment allowance		
- made during the financial year	(97)	(119)
- written-back during the financial year	106	127
(b) Collective assessment allowance		
- (made)/written-back during the financial year	(8)	18
	1	26
Bad debts on clients' and brokers' balances		
- recovered	110	57
Write-back of/(allowance for) losses on fee income receivables:		
(a) Individual assessment allowance		
- made during the financial year	-	(85)
- written-back during the financial year	106	153
	106	68
	715	(360)

Hong Leong Investment Bank Berhad

Company no: 10209-W

(Incorporated in Malaysia)

Notes to the financial statements

for the financial year ended 30 June 2015 (continued)

33 Directors' remuneration

Forms of remuneration in aggregate for all Directors for the financial year as follows:

	The Group and the Bank	
	30.06.2015	30.06.2014
	RM'000	RM'000
Group Managing Director/Chief Executive Officer:		
Ms Lee Jim Leng		
- salary and other remunerations	5,527	5,954
- benefits-in-kind	-	7
	<u>5,527</u>	<u>5,961</u>
Non-Executive Directors - Fees:		
YBhg Tan Sri Dato' Seri Khalid Ahmad bin Sulaiman	95	75
YBhg Dato' Wee Hoe Soon @ Gooi Hoe Soon (Resigned on 23.01.2015)	45	60
YBhg Tan Sri A. Razak bin Ramli	125	105
YBhg Dato' Mohzani bin Abdul Wahab	85	65
Mr Martin Giles Manen	115	95
Mr Yong Yoong Fa (Appointed on 15.07.2015)	-	-
Mr Choong Yee How (Resigned on 21.09.2015)	-	-
	<u>465</u>	<u>400</u>
	<u>5,992</u>	<u>6,361</u>

The movement and details of the Directors of the Bank in office and interests in shares and share options are reported in the Directors' Report.

Hong Leong Investment Bank Berhad

Company no: 10209-W

(Incorporated in Malaysia)

Notes to the financial statements

for the financial year ended 30 June 2015 (continued)

34 Taxation

	Note	The Group		The Bank	
		30.06.2015 RM'000	30.06.2014 RM'000	30.06.2015 RM'000	30.06.2014 RM'000
Malaysian income tax:					
- current financial year's charge		<u>4</u>	<u>12</u>	<u>-</u>	<u>-</u>
		4	12	-	-
Deferred taxation					
- relating to origination and reversal of temporary differences	13	<u>7,878</u>	<u>(41,145)</u>	<u>7,878</u>	<u>(41,145)</u>
		7,878	(41,145)	7,878	(41,145)
		<u>7,882</u>	<u>(41,133)</u>	<u>7,878</u>	<u>(41,145)</u>

A reconciliation of income tax expense applicable to profit before taxation at the statutory income tax rate to tax income at the effective income tax rate of the Group and the Bank is as follows:

	The Group		The Bank	
	30.06.2015 RM'000	30.06.2014 RM'000	30.06.2015 RM'000	30.06.2014 RM'000
Profit before taxation	<u>73,392</u>	<u>68,368</u>	<u>73,431</u>	<u>68,381</u>
Tax calculated at a rate of 25% (2014: 25%)	18,348	17,092	18,358	17,095
Tax effects of:				
- Income not subject to tax	(474)	(6,245)	(447)	(6,236)
- Expenses not deductible for tax purposes	1,694	8,218	1,653	8,194
- Over provision in prior financial years	(117)	(528)	(117)	(528)
- Effect of change in tax rate	261	3	261	3
- Origination of temporary differences previously not recognised	(11,830)	(59,673)	(11,830)	(59,673)
Tax income for the financial year	<u>7,882</u>	<u>(41,133)</u>	<u>7,878</u>	<u>(41,145)</u>

Hong Leong Investment Bank Berhad

Company no: 10209-W

(Incorporated in Malaysia)

Notes to the financial statements

for the financial year ended 30 June 2015 (continued)

35 Earnings per share

	The Group		The Bank	
	30.06.2015 RM'000	30.06.2014 RM'000	30.06.2015 RM'000	30.06.2014 RM'000
(a) Basic earnings per share				
Weighted average number of number of ordinary shares in issue	165,000	165,000	165,000	165,000
Net profit attributable to equity holder of the Bank	65,510	109,501	65,553	109,526
Basic earnings per share (sen)	39.7	66.4	39.7	66.4
(b) Diluted earnings per share				

There is no diluted earnings per share as the Group and the Bank have no category of dilutive potential ordinary shares outstanding as at 30 June 2015 and 30 June 2014.

Hong Leong Investment Bank Berhad

Company no: 10209-W

(Incorporated in Malaysia)

Notes to the financial statements

for the financial year ended 30 June 2015 (continued)

36 Significant related party transaction

(a) Related parties and relationships

The related parties and their relationships with the Bank are as follows:

<u>Related parties</u>	<u>Relationship</u>
Hong Leong Company (Malaysia) Berhad ("HLCM")	Ultimate holding company
Hong Leong Financial Group Berhad ("HLFG")	Penultimate holding company
Hong Leong Capital Berhad ("HLCB")	Immediate holding company
Subsidiary companies of the Bank as disclosed in Note14	Subsidiaries
Subsidiary companies of HLCM	Subsidiaries of ultimate holding company
Subsidiary companies of HLFG	Subsidiaries of penultimate holding company
Subsidiary companies of HLCB	Subsidiaries of immediate holding company
Key management personnel	The key management personnel of the Bank consists of: - All Directors of the Bank and key management personnel of the Bank who are in charge of the Bank
Related parties of key management personnel (deemed as related to the Bank)	(i) Close family members and dependents of key management personnel (ii) Entities that are controlled, jointly controlled or for which significant voting power in such entity resides with, directly or indirectly by key management personnel or its close family members

Hong Leong Investment Bank Berhad

Company no: 10209-W

(Incorporated in Malaysia)

Notes to the financial statements

for the financial year ended 30 June 2015 (continued)

36 Significant related party transaction (continued)

(b) Related parties transactions

Transactions with related parties are as follows:

The Group 30.06.2015	Holding and ultimate holding companies RM'000	Other related companies RM'000	Key management personnel RM'000
Income			
Interest income	-	21,855	-
Brokerage income	-	5,345	175
Corporate advisory fee	380	840	-
Arranger fee	-	1,620	-
Placement fee	-	2,801	-
Other fee	45	3,575	-
(Loss)/gain on securities and derivatives	-	(15,904)	7
	425	20,132	182
Expenditure			
Interest expense	-	22,902	187
Rental	-	3,607	-
Management fees	3,139	-	-
Other miscellaneous	-	3,502	-
	3,139	30,011	187
Amounts due from:			
Cash and short-term funds	-	16,312	-
Deposits and placements with banks and other financial institutions	-	184	-
Financial assets at fair value through profit or loss	162	144,458	-
Financial investments held-to-maturity	-	57,389	-
Loans and advances	-	39,854	-
Derivative financial assets	-	3,230	-
Clients' and brokers' balances	2,695	16,730	-
Other assets	-	1,209	-
	2,857	279,366	-
Amounts due to:			
Deposits from customers	-	165,430	14,149
Derivative financial liabilities	-	14,117	-
Clients' and brokers' balances	-	2,018	-
Other liabilities	317	1,761	-
	317	183,326	14,149

Hong Leong Investment Bank Berhad

Company no: 10209-W

(Incorporated in Malaysia)

Notes to the financial statements

for the financial year ended 30 June 2015 (continued)

36 Significant related party transaction (continued)

(b) Related parties transactions (continued)

Transactions with related parties are as follows: (continued)

The Group	Holding and	Other	Key
30.06.2015	ultimate holding	related	management
	companies	companies	personnel
	RM'000	RM'000	RM'000
Commitments and contingencies			
Derivative financial instruments	-	203,000	-
The Group			
30.06.2014			
Income			
Interest income	-	21,240	10
Brokerage income	-	4,263	725
Corporate advisory fee	40	1,530	-
Arranger fee	-	1,830	-
Placement fee	-	750	-
Other fee	45	829	-
Gain on securities and derivatives	-	8,010	-
	85	38,452	735
Expenditure			
Interest expense	-	19,075	-
Rental	-	3,777	-
Management fees	2,863	-	-
Other miscellaneous	-	3,888	-
	2,863	26,740	-
Amounts due from:			
Cash and short-term funds	-	383,615	-
Financial assets at fair value through profit or loss	-	259,133	-
Financial investments held-to-maturity	-	49,047	-
Derivative financial assets	17,410	2,664	-
Loans and advances	-	40,652	-
Clients' and brokers' balances	-	-	44
Other assets	-	283	-
	17,410	735,394	44

Hong Leong Investment Bank Berhad

Company no: 10209-W

(Incorporated in Malaysia)

Notes to the financial statements for the financial year ended 30 June 2015 (continued)

36 Significant related party transaction (continued)

(b) Related parties transactions (continued)

Transactions with related parties are as follows: (continued)

The Group 30.06.2014	Holding and ultimate holding companies RM'000	Other related companies RM'000	Key management personnel RM'000
Amounts due to:			
Deposits from customers	-	20,535	1,010
Deposits and placements of banks and other financial institutions	-	250,540	-
Derivative financial liabilities	-	11,969	-
Clients' and brokers' balances	-	4,243	1,724
Other assets	267	-	-
	<u>267</u>	<u>287,287</u>	<u>2,734</u>
Commitments and contingencies			
Derivative financial instruments	-	167,500	-

The Bank 30.06.2015	Holding and ultimate holding companies RM'000	Subsidiaries RM'000	Other related companies RM'000	Key management personnel RM'000
Income				
Interest income	-	-	21,855	-
Brokerage income	-	-	5,345	175
Corporate advisory fee	380	-	840	-
Arranger fee	-	-	1,620	-
Placement fee	-	-	2,801	-
Other fee	45	-	3,575	-
(Loss)/gain on securities and derivatives	-	-	(15,904)	7
	<u>425</u>	<u>-</u>	<u>20,132</u>	<u>182</u>
Expenditure				
Interest expense	-	-	22,902	187
Rental	-	-	3,575	-
Management fees	3,139	-	-	-
Other miscellaneous	-	-	3,489	-
	<u>3,139</u>	<u>-</u>	<u>29,966</u>	<u>187</u>

Hong Leong Investment Bank Berhad

Company no: 10209-W

(Incorporated in Malaysia)

Notes to the financial statements

for the financial year ended 30 June 2015 (continued)

36 Significant related party transaction (continued)

(b) Related parties transactions (continued)

Transactions with related parties are as follows: (continued)

The Bank	Holding and		Other	Key
30.06.2015	ultimate holding	Subsidiaries	related	management
	companies	RM'000	companies	personnel
	RM'000	RM'000	RM'000	RM'000
Amounts due from:				
Cash and short-term funds	-	-	14,094	-
Financial assets at fair value through profit or loss	162	-	144,458	-
Financial investments held-to-maturity	-	-	57,389	-
Loans and advances	-	-	39,854	-
Derivative financial assets	-	-	3,230	-
Clients' and brokers' balances	2,695	-	16,730	-
Investment in subsidiaries	-	384	-	-
Other assets	-	-	1,209	-
	2,857	384	276,964	-
Amounts due to:				
Deposits from customers	-	-	165,430	14,149
Derivative financial liabilities	-	-	14,117	-
Clients' and brokers' balances	-	-	2,018	-
Other liabilities	317	-	1,761	-
	317	-	183,326	14,149
Commitments and contingencies				
Derivative financial instruments	-	-	203,000	-
The Bank				
30.06.2014				
Income				
Interest income	-	-	21,233	10
Brokerage income	-	-	4,263	725
Corporate advisory fee	40	-	1,530	-
Arranger fee	-	-	1,830	-
Placement fee	-	-	750	-
Other fee	45	-	829	-
Gain on securities and derivatives	-	-	8,010	-
	85	-	38,445	735

Hong Leong Investment Bank Berhad

Company no: 10209-W

(Incorporated in Malaysia)

Notes to the financial statements

for the financial year ended 30 June 2015 (continued)

36 Significant related party transaction (continued)

Transactions with related parties are as follows: (continued)

The Bank 30.06.2014	Holding and ultimate holding companies RM'000	Subsidiaries RM'000	Other related companies RM'000	Key management personnel RM'000
Expenditure				
Interest expense	-	-	19,075	-
Rental	-	-	3,745	-
Management fees	2,861	-	-	-
Other miscellaneous	-	-	3,865	-
	<u>2,861</u>	<u>-</u>	<u>26,685</u>	<u>-</u>
Amounts due from:				
Cash and short-term funds	-	-	383,261	-
Financial assets at fair value through profit or loss	-	-	259,133	-
Financial investments held-to-maturity	-	-	49,047	-
Derivative financial assets	17,410	-	2,664	-
Loans and advances	-	-	40,652	-
Clients' and brokers' balances	-	-	-	44
Investment in subsidiaries	-	383	-	-
Other assets	-	-	283	-
	<u>17,410</u>	<u>383</u>	<u>735,040</u>	<u>44</u>
Amounts due to:				
Deposits from customers	-	-	20,535	1,010
Deposits and placements of banks and other financial institutions	-	-	250,540	-
Derivative financial liabilities	-	-	11,969	-
Clients' and brokers' balances	-	-	4,243	1,724
Other liabilities	266	-	-	-
	<u>266</u>	<u>-</u>	<u>287,287</u>	<u>2,734</u>
Commitments and contingencies				
Derivative financial instruments	-	-	167,500	-

Hong Leong Investment Bank Berhad

Company no: 10209-W

(Incorporated in Malaysia)

Notes to the financial statements

for the financial year ended 30 June 2015 (continued)

36 Significant related party transaction (continued)

(c) Key management personnel

	The Group and the Bank	
	30.06.2015	30.06.2014
	RM'000	RM'000
Salaries and other short-term employee benefits	4,765	5,140
Fees	465	400
Defined contribution plan	762	821
Option charge arising from ESOS	44	17,961
	6,036	24,322

Included in the above is the Directors' remuneration which is disclosed in Note 33.

(d) Credit transactions and exposure with connected parties

Credit exposures with connected parties as per Bank Negara Malaysia's revised Guidelines on Credit Transactions and Exposures with Connected Parties are as follows:

	The Group and the Bank	
	30.06.2015	30.06.2014
	RM'000	RM'000
Outstanding credit exposures with connected parties	62,933	59,167
Percentage of outstanding credit exposures with connected parties as a proportion of total credit exposures	2.94%	3.90%
Percentage of outstanding credit exposures with connected parties which is non-performing or in default	0.00%	0.00%

Hong Leong Investment Bank Berhad

Company no: 10209-W

(Incorporated in Malaysia)

Notes to the financial statements

for the financial year ended 30 June 2015 (continued)

37 Dividends

Dividends declared and proposed as follows:-

	The Group and the Bank			
	30.06.2015		30.06.2014	
	Single-tier dividend per share Sen	Amount of dividend RM'000	Single-tier dividend per share Sen	Amount of dividend RM'000
Ordinary shares	25.21	41,600	-	-
Redeemable Preference Shares	-	-	38.20	62,295

At the forthcoming Annual General Meeting, the Directors of the Bank recommend the payment of a single-tier final dividend of 25.212 sen per share on the Bank's issued and paid-up ordinary shares of RM165,000,000 comprising 165,000,000 of ordinary shares amounting to RM41,599,800 for the financial year ended 30 June 2015.

Dividends recognised as distribution to ordinary equity holders of the Bank.

	The Group and the Bank			
	30.06.2015		30.06.2014	
	Single-tier dividend per share Sen	Amount of dividend RM'000	Single-tier dividend per share Sen	Amount of dividend RM'000
Redeemable Preference Shares	38.20	62,295	17.17	28,000

Hong Leong Investment Bank Berhad

Company no: 10209-W

(Incorporated in Malaysia)

Notes to the financial statements

for the financial year ended 30 June 2015 (continued)

38 Commitments and Contingencies

In the normal course of business, the Bank makes various commitments and incur certain contingent liabilities with legal recourse to their customers. No material losses are anticipated as a result of these transactions. These commitments and contingencies are also not secured over the assets of the Group.

	30.06.2015	30.06.2014
	Principal	Principal
	amount	amount
The Group and the Bank	RM'000	RM'000
Commitments and contingencies		
Direct credit substitutes	8,000	20,625
Obligations under underwriting agreement	-	299,154
Any commitments that are unconditionally cancelled at any time by the Bank without prior notice		
- maturity less than one year	722,877	627,233
Other commitments, such as formal standby facilities and credit lines		
- maturity one year or less	1,781	23
- maturity over one year	2,719	-
	735,377	947,035
Derivative financial instruments		
Interest rate related contracts:		
- One year or less	1,555,070	724,036
- Over one year to five years	2,617,697	2,246,000
- Over five years	525,000	-
Foreign exchange related contracts:		
- One year or less	1,971,194	1,537,569
Equity related contracts:		
- One year or less	-	1,429
- Over one year to five years	8,500	11,500
	6,677,461	4,520,534
	7,412,838	5,467,569

Hong Leong Investment Bank Berhad

Company no: 10209-W

(Incorporated in Malaysia)

Notes to the financial statements

for the financial year ended 30 June 2015 (continued)

39 Capital commitments

	The Group and the Bank	
	30.06.2015	30.06.2014
	RM'000	RM'000
Property and equipment		
- approved and contracted but not provided for	4,948	7,299
- approved but not contracted for	2,655	-
	<u>7,603</u>	<u>7,299</u>

40 Lease commitments

The Group and the Bank have lease commitments in respect of rented premises and hired equipments, all of which are classified as operating lease. A summary of the future minimum lease payments, net of sublease, under non-cancellable operating lease commitments are as follows:

	The Group and the Bank	
	30.06.2015	30.06.2014
	RM'000	RM'000
Less than one year	3,113	5,822
More than one year	256	3,446
	<u>3,369</u>	<u>9,268</u>

41 Capital Management

The Bank's capital is in relation to its risk profile and strategic objectives set by the Board to meet shareholder requirements and expectations. The Bank's Capital Management Framework for maintaining appropriate capital levels is in line with the Bank Negara Malaysia's Revised Risk Weighted Capital Adequacy Framework.

42 Capital adequacy

The Group's and the Bank's regulatory capital is governed by BNM Capital Adequacy Framework guidelines. With effect from 1 January 2013, the capital adequacy ratios of the Group and the Bank are computed in accordance with BNM's Capital Adequacy Framework issued on 28 November 2012. The Framework sets out the approach for computing the regulatory capital adequacy ratios, as well as the levels of the ratios at which banking institutions are required to operate. The Framework is to strengthen capital adequacy standards, in line with the requirements set forth under Basel III. In line with the transitional arrangements under the BNM's Notification on Implementation on Basel III, the minimum capital adequacy requirement for common equity Tier I (CET I) capital ratio and Tier I capital ratio are 4.5% and 6.0% respectively for year 2015. The minimum regulatory capital adequacy requirement remains at 8.0% (2014: 8.0%) for total capital ratio.

Hong Leong Investment Bank Berhad

Company no: 10209-W

(Incorporated in Malaysia)

Notes to the financial statements

for the financial year ended 30 June 2015 (continued)

42 Capital adequacy (continued)

The risk-weighted assets ("RWA") of the Group and the Bank have adopted the Standardised Approach for Credit Risk and Market Risk, and the Basic Indicator Approach for Operational Risk computation.

(i) The capital adequacy ratios of the Group and the Bank are as follows:

	The Group		The Bank	
	30.06.2015	30.06.2014	30.06.2015	30.06.2014
Before deducting proposed dividends:				
Common equity tier 1 ("CET1") capital ratio	23.695%	20.128%	23.683%	20.108%
Tier I capital ratio	23.695%	20.128%	23.683%	20.108%
Total capital ratio	27.380%	20.296%	27.355%	20.259%
After deducting proposed dividends: ⁽¹⁾				
CET I capital ratio	20.847%	16.422%	20.832%	16.401%
Tier I capital ratio	20.847%	16.422%	20.832%	16.401%
Total capital ratio	24.532%	16.590%	24.504%	16.552%

Note:

(1) Proposed dividends of RM41,600,000 (2014: RM62,295,000).

(ii) The components of CET1, Tier 1 and total capital of the Group and the Bank are as follows:

	The Group		The Bank	
	30.06.2015	30.06.2014	30.06.2015	30.06.2014
	RM'000	RM'000	RM'000	RM'000
CET1 capital				
Paid-up ordinary share capital	165,000	165,000	165,000	165,000
Share premium	87,950	87,950	87,950	87,950
Retained profits	23,040	39,244	22,742	38,903
Other reserves	198,645	179,789	198,645	179,789
Less: goodwill and intangibles	(32,535)	(29,978)	(32,535)	(29,978)
Less: deferred tax assets	(95,002)	(103,671)	(95,002)	(103,671)
Less: investment in subsidiary companies	-	-	(154)	(77)
Less: 55% of cumulative gains of financial instruments available-for-sale	(978)	-	(978)	-
Total CET1 capital	346,120	338,334	345,668	337,916
Tier 1 capital	346,120	338,334	345,668	337,916

Hong Leong Investment Bank Berhad

Company no: 10209-W

(Incorporated in Malaysia)

Notes to the financial statements

for the financial year ended 30 June 2015 (continued)

42 Capital adequacy (continued)

(ii) The components of CET1, Tier 1 and total capital of the Group and the Bank are as follows: (continued)

	The Group		The Bank	
	30.06.2015 RM'000	30.06.2014 RM'000	30.06.2015 RM'000	30.06.2014 RM'000
Tier 2 capital				
Redeemable preference shares ("RPS")	-	1,631	-	1,631
Collective assessment allowance ⁽²⁾ and regulatory reserve ⁽³⁾	3,825	1,204	3,825	1,204
Subordinated obligations	50,000	-	50,000	-
Regulatory adjustments: - investment in subsidiary companies	-	-	(230)	(306)
Total Tier 2 capital	53,825	2,835	53,595	2,529
Total capital	399,945	341,169	399,263	340,445

Note:

(2) Excludes collective assessment allowance attributable to loans and advances classified as impaired.

(3) Includes the qualifying regulatory reserve for non-impaired loans and advances of RM3,031,000 (2014: RM Nil).

(iii) Breakdown of risk-weighted assets in the various risk weights:

	The Group		The Bank	
	30.06.2015 RM'000	30.06.2014 RM'000	30.06.2015 RM'000	30.06.2014 RM'000
Credit risk	678,755	896,229	678,033	896,087
Market risk	483,713	571,557	483,713	571,557
Operational risk	298,237	213,166	297,840	212,853
	1,460,705	1,680,952	1,459,586	1,680,497

Hong Leong Investment Bank Berhad

Company no: 10209-W

(Incorporated in Malaysia)

Notes to the financial statements

for the financial year ended 30 June 2015 (continued)

43 Financial instruments

(a) Risk management objectives and policies

Risk Management is one of the core activities of the Bank to strike a balance between sound practices and risk-return. An effective risk management is therefore vital to ensure that the Bank conducts its business in a prudent manner to ensure that the risk of potential losses is reduced.

Credit Risk

Credit risk, or the risk of counterparties defaulting, is controlled by the application of credit approvals, credit limits and monitoring procedures. Credit risk include settlement risk, default risk and concentration risk. Exposure to credit risk arises mainly from financing, underwriting, securities and derivative exposures of the Bank.

The Bank has set out Board approved policies and guidelines for the management of credit risk. The Management Credit and Underwriting Committee ("MCUC") shall oversee all credit related matters of the Bank, in addition to an independent Credit Department.

The Board has delegated appropriate Delegation of Authority to the MCUC and senior management for the approval of credit facilities.

Market Risk

Market risk is the risk of loss arising from adverse fluctuation in market prices, such as interest rates, equity prices and foreign currency. The Bank monitors all such exposures arising from trading activities of the treasury and stockbroking business activities on a daily basis and management is alerted on the financial impact of these risks.

The Bank has in place a set of policies, guidelines for the management of market risk. Stress testing is also employed to capture the potential market risk exposures from unexpected market movements. Concerns and significant findings are communicated to the senior management at the Assets and Liabilities Management Committee ("ALMCO") and to the Board.

Liquidity Risk

Liquidity risk is the risk of financial loss arising from the inability to fund increases in assets and/or meet obligations as they fall due. Financial obligations arises from the withdrawal of deposits, funding of loans committed and repayment of borrowed funds. It is the Bank's policy to ensure that there is adequate liquidity across all business units to sustain ongoing operations, as well as sufficient liquidity to fund asset growth and strategic opportunities.

Hong Leong Investment Bank Berhad

Company no: 10209-W

(Incorporated in Malaysia)

Notes to the financial statements

for the financial year ended 30 June 2015 (continued)

43 Financial instruments (continued)

(a) Risk management objectives and policies (continued)

Operational Risk

Operational risk is the risk of direct and indirect loss resulting from inadequate or failed internal processes and controls due to error, inefficiencies, omission and unauthorised access, including external events beyond the control of the Bank. In order to reduce or mitigate these risks, the Bank has established internal control mechanisms within the various levels of the organisation, which include the setting up of procedural and control systems by the various units to manage the day-to-day operational risk inherent in their respective business and functional areas.

The Operational Risk Management ("ORM") Policy is in place to ensure that controls and segregation of duties exists to mitigate operational risks. The Bank has taken an initiative to promote operational risk awareness among its staff and an in-house awareness programme was completed in 2011. The Bank has begun presenting loss data reports on monthly basis to the senior management and the Board. This will also provide the foundation for mapping and collecting data on loss events and self-assessment models in subsequent phases of the ORM initiatives.

(b) Market risk

Market risk sensitivity assessment is based on the changes in key variables, such as interest rates and foreign currency rates, while all other variables remain unchanged. The sensitivity factors used are assumptions based on parallel shifts in the key variables to project the impact on the assets and liabilities position of the Group and the Bank as at the reporting date.

The scenarios used are simplified whereby it is assumed that all key variables for all maturities move at the same time and by the same magnitude and do not incorporate actions that would be otherwise taken by the business unit and risk management to mitigate the effect of this movement in key variables. In reality, the Group and the Bank proactively seek to ensure that the interest rate risk profile is managed to minimise losses and optimise net revenues.

Hong Leong Investment Bank Berhad

Company no: 10209-W

(Incorporated in Malaysia)

Notes to the financial statements

for the financial year ended 30 June 2015 (continued)

43 Financial instruments (continued)

(b) Market risk (continued)

(i) Interest rate sensitivity analysis

The following table shows the sensitivity of the Group's and the Bank's profit after tax and its equity with an immediate up and down +/-100 basis points ('bps') parallel shift in the interest rate.

	The Group		The Bank	
	Impact on profit after tax RM'000	Impact on equity RM'000	Impact on profit after tax RM'000	Impact on equity RM'000
30.06.2015				
+100 bps	<u>12,800</u>	<u>(15,017)</u>	<u>12,800</u>	<u>(15,017)</u>
-100 bps	<u>(12,800)</u>	<u>15,017</u>	<u>(12,800)</u>	<u>15,017</u>
30.06.2014				
+100 bps	<u>8,237</u>	<u>(10,409)</u>	<u>8,237</u>	<u>(10,409)</u>
-100 bps	<u>(8,237)</u>	<u>10,409</u>	<u>(8,237)</u>	<u>10,409</u>

(ii) Foreign currency sensitivity analysis

The foreign currency sensitivity represents the affect of the appreciation or depreciation of the foreign currency rates on the consolidated currency position, while other variables remain constant.

Impact on profit after tax

	30.06.2015		30.06.2014	
	+1% RM'000	-1% RM'000	+1% RM'000	-1% RM'000
The Group and the Bank				
USD	(27)	27	106	(106)
SGD	2	(2)	(120)	120
Others	(5)	5	11	(11)
	<u>(30)</u>	<u>30</u>	<u>(3)</u>	<u>3</u>

Hong Leong Investment Bank Berhad

Company no: 10209-W

(Incorporated in Malaysia)

Notes to the financial statements

for the financial year ended 30 June 2015 (continued)

43 Financial instruments (continued)

(b) Market risk (continued)

Interest rate risk

The tables below summarise the Group's and the Bank's exposure to interest rate risks. Included in the tables are the Group's and the Bank's financial assets and financial liabilities at their carrying amounts, categorised by the earlier of contractual repricing or maturity dates. As interest rates and yield curves change over time, the Group and the Bank may be exposed to loss in earnings due to the effects of interest rates on the structure of the statements of financial position. Sensitivity to interest rates arises from mismatches in the repricing dates, cash flows and other characteristics of the assets and their corresponding liabilities funding.

The Group 30.06.2015	← Non-trading book →					Non-interest rate sensitive RM'000	Trading book RM'000	Total RM'000
	Up to 1 month RM'000	1 – 3 months RM'000	3 to 12 months RM'000	1 – 5 years RM'000	Over 5 years RM'000			
Assets								
Cash and short-term funds	321,199	-	-	-	-	119,119	-	440,318
Clients' and brokers' balances	-	-	-	-	-	188,838	-	188,838
Deposits and placements with banks and other financial institutions	-	151,114	49,052	-	-	77	-	200,243
Financial assets at fair value through profit or loss	-	-	-	-	-	-	921,047	921,047
Financial investments available-for-sale	26	-	58,117	521,936	211,912	7,445	-	799,436
Financial investments held-to-maturity	54,738	-	114,620	207,240	-	3,657	-	380,255
Loans and advances	183,841	10,258	67,662	64,264	77	(119)	-	325,983
Statutory deposits with Bank Negara Malaysia	-	-	-	-	-	56,180	-	56,180
Derivative financial assets	-	-	-	-	-	-	43,059	43,059
Other assets	-	-	-	-	-	24,385	-	24,385
Total assets	559,804	161,372	289,451	793,440	211,989	399,582	964,106	3,379,744

Hong Leong Investment Bank Berhad

Company no: 10209-W

(Incorporated in Malaysia)

Notes to the financial statements

for the financial year ended 30 June 2015 (continued)

43 Financial instruments (continued)

(b) Market risk (continued)

Interest rate risk (continued)

The Group 30.06.2015	Non-trading book					Non-interest rate sensitive RM'000	Trading book RM'000	Total RM'000
	Up to 1 month RM'000	1 – 3 months RM'000	3 to 12 months RM'000	1 – 5 years RM'000	Over 5 years RM'000			
Liabilities								
Clients' and brokers' balances	-	-	-	-	-	165,143	-	165,143
Deposits from customers	820,385	19,891	1,009	-	-	462	-	841,747
Deposits and placements of banks and other financial institutions	1,710,724	123,219	11,398	-	-	2,050	-	1,847,391
Derivative financial liabilities	-	-	-	-	-	-	57,428	57,428
Other liabilities	-	-	-	-	-	72,226	-	72,226
Subordinated obligations	-	-	-	-	49,787	407	-	50,194
Total liabilities	2,531,109	143,110	12,407	-	49,787	240,288	57,428	3,034,129
Net interest sensitivity gap	(1,971,305)	18,262	277,044	793,440	162,202			
Direct credit substitutes	-	-	-	-	-	8,000		
Credit related commitments and contingencies	-	-	-	-	-	727,377		
Net interest sensitivity gap	-	-	-	-	-	735,377		

Hong Leong Investment Bank Berhad

Company no: 10209-W

(Incorporated in Malaysia)

Notes to the financial statements

for the financial year ended 30 June 2015 (continued)

43 Financial instruments (continued)

(b) Market risk (continued)

Interest rate risk (continued)

The Group 30.06.2014	Non-trading book					Non-interest rate sensitive RM'000	Trading book RM'000	Total RM'000
	Up to 1 month RM'000	1 – 3 months RM'000	3 to 12 months RM'000	1 – 5 years RM'000	Over 5 years RM'000			
Assets								
Cash and short-term funds	565,264	-	-	-	-	109,701	-	674,965
Clients' and brokers' balances	-	-	-	-	-	284,378	-	284,378
Reverse repurchase agreements	279,851	-	-	-	-	325	-	280,176
Deposits and placements with banks and other financial institutions	-	160,927	169,294	-	-	938	-	331,159
Financial assets at fair value through profit or loss	-	-	-	-	-	-	868,264	868,264
Financial investments available-for-sale	-	98,533	146,173	376,086	9,941	5,852	-	636,585
Financial investments held-to-maturity	5,002	24,765	119,758	203,899	-	4,989	-	358,413
Loans and advances	319,743	30,475	15,000	66,825	83	(712)	-	431,414
Statutory deposits with Bank Negara Malaysia	-	-	-	-	-	30,750	-	30,750
Derivative financial assets	-	-	-	-	-	-	40,951	40,951
Other assets	-	-	-	-	-	46,057	-	46,057
Total assets	1,169,860	314,700	450,225	646,810	10,024	482,278	909,215	3,983,112

Hong Leong Investment Bank Berhad

Company no: 10209-W

(Incorporated in Malaysia)

Notes to the financial statements

for the financial year ended 30 June 2015 (continued)

43 Financial instruments (continued)

(b) Market risk (continued)

Interest rate risk (continued)

The Group 30.06.2014	Non-trading book					Non-interest rate sensitive RM'000	Trading book RM'000	Total RM'000
	Up to 1 month RM'000	1 – 3 months RM'000	3 to 12 months RM'000	1 – 5 years RM'000	Over 5 years RM'000			
Liabilities								
Clients' and brokers' balances	-	-	-	-	-	250,437	-	250,437
Deposits from customers	626,852	3,164	632	-	-	918	-	631,566
Deposits and placements of banks and other financial institutions	1,623,463	332,541	96,526	-	-	2,430	-	2,054,960
Repurchased agreements	50,219	128,822	-	-	-	46	-	179,087
Derivative financial liabilities	-	-	-	-	-	-	24,773	24,773
Other liabilities	-	-	-	-	-	507,814	-	507,814
Total liabilities	2,300,534	464,527	97,158	-	-	761,645	24,773	3,648,637
Net interest sensitivity gap	(1,130,674)	(149,827)	353,067	646,810	10,024			
Direct credit substitutes	-	-	-	-	-	20,625		
Credit related commitments and contingencies	-	-	-	-	-	926,410		
Net interest sensitivity gap	-	-	-	-	-	947,035		

Hong Leong Investment Bank Berhad

Company no: 10209-W

(Incorporated in Malaysia)

Notes to the financial statements

for the financial year ended 30 June 2015 (continued)

43 Financial instruments (continued)

(b) Market risk (continued)

Interest rate risk (continued)

The Bank 30.06.2015	Non-trading book					Non-interest rate sensitive RM'000	Trading book RM'000	Total RM'000
	Up to 1 month RM'000	1 – 3 months RM'000	3 to 12 months RM'000	1 – 5 years RM'000	Over 5 years RM'000			
Assets								
Cash and short-term funds	321,199	-	-	-	-	116,901	-	438,100
Clients' and brokers' balances	-	-	-	-	-	188,838	-	188,838
Deposits and placements with banks and other financial institutions	-	150,930	49,052	-	-	77	-	200,059
Financial assets at fair value through profit or loss	-	-	-	-	-	-	921,047	921,047
Financial investments available-for-sale	26	-	58,117	521,936	211,912	7,205	-	799,196
Financial investments held-to-maturity	54,738	-	114,620	207,240	-	3,657	-	380,255
Loans and advances	183,841	10,258	67,662	64,264	77	(119)	-	325,983
Statutory deposits with Bank Negara Malaysia	-	-	-	-	-	56,180	-	56,180
Derivative financial assets	-	-	-	-	-	-	43,059	43,059
Other assets	-	-	-	-	-	24,385	-	24,385
Total assets	559,804	161,188	289,451	793,440	211,989	397,124	964,106	3,377,102

Hong Leong Investment Bank Berhad

Company no: 10209-W

(Incorporated in Malaysia)

Notes to the financial statements

for the financial year ended 30 June 2015 (continued)

43 Financial instruments (continued)

(b) Market risk (continued)

Interest rate risk (continued)

The Bank 30.06.2015	Non-trading book					Non-interest rate sensitive RM'000	Trading book RM'000	Total RM'000
	Up to 1 month RM'000	1 – 3 months RM'000	3 to 12 months RM'000	1 – 5 years RM'000	Over 5 years RM'000			
Liabilities								
Clients' and brokers' balances	-	-	-	-	-	165,143	-	165,143
Deposits from customers	820,385	19,891	1,009	-	-	462	-	841,747
Deposits and placements of banks and other financial institutions	1,710,723	123,219	11,398	-	-	2,051	-	1,847,391
Repurchased agreements	-	-	-	-	-	-	-	-
Derivative financial liabilities	-	-	-	-	-	-	57,428	57,428
Other liabilities	-	-	-	-	-	70,260	-	70,260
Subordinated obligations	-	-	-	-	49,787	407	-	50,194
Total liabilities	2,531,108	143,110	12,407	-	49,787	238,323	57,428	3,032,163
Net interest sensitivity gap	(1,971,304)	18,078	277,044	793,440	162,202			
Direct credit substitutes	-	-	-	-	-	8,000		
Credit related commitments and contingencies	-	-	-	-	-	727,377		
Net interest sensitivity gap	-	-	-	-	-	735,377		

Hong Leong Investment Bank Berhad

Company no: 10209-W

(Incorporated in Malaysia)

Notes to the financial statements

for the financial year ended 30 June 2015 (continued)

43 Financial instruments (continued)

(b) Market risk (continued)

Interest rate risk (continued)

The Bank 30.06.2014	Non-trading book					Non-interest rate sensitive RM'000	Trading book RM'000	Total RM'000
	Up to 1 month RM'000	1 – 3 months RM'000	3 to 12 months RM'000	1 – 5 years RM'000	Over 5 years RM'000			
Assets								
Cash and short-term funds	565,264	-	-	-	-	109,286	-	674,550
Clients' and brokers' balances	-	-	-	-	-	284,378	-	284,378
Reverse repurchase agreements	279,851	-	-	-	-	325	-	280,176
Deposits and placements with banks and other financial institutions	-	160,641	169,294	-	-	938	-	330,873
Financial assets at fair value through profit or loss	-	-	-	-	-	-	868,264	868,264
Financial investments available-for-sale	-	98,533	146,173	376,086	9,941	5,852	-	636,585
Financial investments held-to-maturity	5,002	24,765	119,758	203,899	-	4,989	-	358,413
Loans and advances	319,743	30,475	15,000	66,825	83	(712)	-	431,414
Statutory deposits with Bank Negara Malaysia	-	-	-	-	-	30,750	-	30,750
Derivative financial assets	-	-	-	-	-	-	40,951	40,951
Other assets	-	-	-	-	-	46,055	-	46,055
Total assets	1,169,860	314,414	450,225	646,810	10,024	481,861	909,215	3,982,409

Hong Leong Investment Bank Berhad

Company no: 10209-W

(Incorporated in Malaysia)

Notes to the financial statements

for the financial year ended 30 June 2015 (continued)

43 Financial instruments (continued)

(b) Market risk (continued)

Interest rate risk (continued)

The Bank 30.06.2014	Non-trading book					Non-interest rate sensitive RM'000	Trading book RM'000	Total RM'000
	Up to 1 month RM'000	1 – 3 months RM'000	3 to 12 months RM'000	1 – 5 years RM'000	Over 5 years RM'000			
Liabilities								
Clients' and brokers' balances	-	-	-	-	-	250,437	-	250,437
Deposits from customers	626,852	3,164	632	-	-	918	-	631,566
Deposits and placements of banks and other financial institutions	1,623,463	332,541	96,526	-	-	2,430	-	2,054,960
Repurchased agreements	50,219	128,822	-	-	-	46	-	179,087
Derivative financial liabilities	-	-	-	-	-	-	24,773	24,773
Other liabilities	-	-	-	-	-	507,832	-	507,832
Total liabilities	2,300,534	464,527	97,158	-	-	761,663	24,773	3,648,655
Net interest sensitivity gap	(1,130,674)	(150,113)	353,067	646,810	10,024			
Direct credit substitutes	-	-	-	-	-	20,625		
Credit related commitments and contingencies	-	-	-	-	-	926,410		
Net interest sensitivity gap	-	-	-	-	-	947,035		

Hong Leong Investment Bank Berhad

Company no: 10209-W

(Incorporated in Malaysia)

Notes to the financial statements

for the financial year ended 30 June 2015 (continued)

43 Financial instruments (continued)

(c) Liquidity risk

Liquidity risk is defined as the current and prospective risk arising from the inability of the Group and the Bank to meet its contractual or regulatory obligations when they fall due without incurring substantial losses. Liquidity obligations arise from withdrawals of deposits, repayments of purchased funds at maturity, extensions of credit and working capital needs. The Group and the Bank seek the project, monitor and manage its liquidity needs under normal as well as adverse circumstances.

The table below analyses the carrying amount of assets and liabilities (include non-financial instruments) as at reporting date based on the remaining contractual maturity and is disclosed in accordance with the requirements of BNM Guideline:

The Group 30.06.2015	Up to 1 week RM'000	1 week to 1 month RM'000	1 to 3 months RM'000	3 to 6 months RM'000	6 to 12 months RM'000	Over 1 year RM'000	No specific maturity RM'000	Total RM'000
Assets								
Cash and short-term funds	396,491	43,827	-	-	-	-	-	440,318
Clients' and brokers' balances	188,838	-	-	-	-	-	-	188,838
Deposits and placements with banks and other financial institutions	-	-	151,180	49,063	-	-	-	200,243
Financial assets at fair value through profit or loss	142,254	163,402	141,112	-	-	452,520	21,759	921,047
Financial investments available-for-sale	26	-	-	28,455	30,515	739,955	485	799,436
Financial investments held-to-maturity	-	55,761	-	58,238	57,389	208,867	-	380,255
Loans and advances	212,790	-	44,877	-	37,612	30,704	-	325,983
Derivative financial assets	19,735	3,251	3,555	3,544	2,397	10,577	-	43,059
Other assets *	192	-	-	-	24,193	-	188,231	212,616
Total assets	960,326	266,241	340,724	139,300	152,106	1,442,623	210,475	3,511,795

* Includes statutory deposits with Bank Negara Malaysia, deferred tax assets, property and equipment, intangible assets and goodwill.

Hong Leong Investment Bank Berhad

Company no: 10209-W

(Incorporated in Malaysia)

Notes to the financial statements

for the financial year ended 30 June 2015 (continued)

43 Financial instruments (continued)

(c) Liquidity risk (continued)

The table below analyses the carrying amount of assets and liabilities (include non-financial instruments) as at reporting date based on the remaining contractual maturity and is disclosed in accordance with the requirements of BNM Guideline: (continued)

The Group	Up to	1 week to	1 to 3	3 to 6	6 to 12	Over 1	No specific	
30.06.2015	1 week	1 month	months	months	months	year	maturity	Total
	RM'000	RM'000	RM'000	RM'000	RM'000	RM'000	RM'000	RM'000
Liabilities								
Clients' and brokers' balances	165,143	-	-	-	-	-	-	165,143
Deposits from customers	81,761	739,048	19,918	1,020	-	-	-	841,747
Deposits and placements of banks and other financial institutions	1,442,488	269,610	123,887	10,400	1,006	-	-	1,847,391
Other liabilities	13,860	144	-	2,665	55,557	-	-	72,226
Derivative financial liabilities	12,740	10,806	2,277	2,966	4,485	24,154	-	57,428
Subordinated obligations	-	-	-	-	-	50,194	-	50,194
Total liabilities	1,715,992	1,019,608	146,082	17,051	61,048	74,348	-	3,034,129
Total equity	-	-	-	-	-	-	477,666	477,666
Total liabilities and equity	1,715,992	1,019,608	146,082	17,051	61,048	74,348	477,666	3,511,795

Hong Leong Investment Bank Berhad

Company no: 10209-W

(Incorporated in Malaysia)

Notes to the financial statements

for the financial year ended 30 June 2015 (continued)

43 Financial instruments (continued)

(c) Liquidity risk (continued)

The table below analyses the carrying amount of assets and liabilities (include non-financial instruments) as at reporting date based on the remaining contractual maturity and is disclosed in accordance with the requirements of BNM Guideline: (continued)

The Group	Up to	1 week to	1 to 3	3 to 6	6 to 12	Over 1	No specific	Total
30.06.2014	1 week	1 month	months	months	months	year	maturity	Total
	RM'000	RM'000	RM'000	RM'000	RM'000	RM'000	RM'000	RM'000
Assets								
Cash and short-term funds	559,092	115,873	-	-	-	-	-	674,965
Clients' and brokers' balances	284,378	-	-	-	-	-	-	284,378
Reverse repurchased agreements	-	280,176	-	-	-	-	-	280,176
Deposits and placements with banks and other financial institutions	-	-	161,147	170,012	-	-	-	331,159
Financial assets at fair value through profit or loss	109,500	475,845	134,722	-	-	139,837	8,360	868,264
Financial investments available-for-sale	-	-	93,643	-	147,064	395,633	245	636,585
Financial investments held-to-maturity	-	5,084	66,761	-	57,458	229,110	-	358,413
Loans and advances	318,697	-	30,422	-	14,985	67,310	-	431,414
Derivative financial assets	822	286	2,948	2,056	20,996	13,843	-	40,951
Other assets *	283	-	-	-	45,772	-	169,895	215,950
Total assets	1,272,772	877,264	489,643	172,068	286,275	845,733	178,500	4,122,255

* Includes statutory deposits with Bank Negara Malaysia, deferred tax assets, property and equipment, intangible assets and goodwill.

Hong Leong Investment Bank Berhad

Company no: 10209-W

(Incorporated in Malaysia)

Notes to the financial statements

for the financial year ended 30 June 2015 (continued)

43 Financial instruments (continued)

(c) Liquidity risk (continued)

The table below analyses the carrying amount of assets and liabilities (include non-financial instruments) as at reporting date based on the remaining contractual maturity and is disclosed in accordance with the requirements of BNM Guideline: (continued)

The Group	Up to	1 week to	1 to 3	3 to 6	6 to 12	Over 1	No specific	
30.06.2014	1 week	1 month	months	months	months	year	maturity	Total
	RM'000	RM'000	RM'000	RM'000	RM'000	RM'000	RM'000	RM'000
Liabilities								
Clients' and brokers' balances	250,437	-	-	-	-	-	-	250,437
Deposits from customers	215,869	411,897	3,165	635	-	-	-	631,566
Deposits and placements of banks and other financial institutions	1,253,823	370,745	333,191	97,201	-	-	-	2,054,960
Repurchased agreements	-	50,231	128,856	-	-	-	-	179,087
Other liabilities *	14,392	301	-	2,665	484,901	5,559	-	507,818
Derivative financial liabilities	68	236	1,544	3,154	1,244	18,527	-	24,773
Total liabilities	1,734,589	833,410	466,756	103,655	486,145	24,086	-	3,648,641
Total equity	-	-	-	-	-	-	473,614	473,614
Total liabilities and equity	1,734,589	833,410	466,756	103,655	486,145	24,086	473,614	4,122,255

* Includes provision for tax.

Hong Leong Investment Bank Berhad

Company no: 10209-W

(Incorporated in Malaysia)

Notes to the financial statements

for the financial year ended 30 June 2015 (continued)

43 Financial instruments (continued)

(c) Liquidity risk (continued)

The table below analyses the carrying amount of assets and liabilities (include non-financial instruments) as at reporting date based on the remaining contractual maturity and is disclosed in accordance with the requirements of BNM Guideline: (continued)

The Bank	Up to	1 week to	1 to 3	3 to 6	6 to 12	Over 1	No specific	Total
30.06.2015	1 week	1 month	months	months	months	year	maturity	Total
	RM'000	RM'000	RM'000	RM'000	RM'000	RM'000	RM'000	RM'000
Assets								
Cash and short-term funds	394,273	43,827	-	-	-	-	-	438,100
Clients' and brokers' balances	188,838	-	-	-	-	-	-	188,838
Deposits and placements with banks and other financial institutions	-	-	150,996	49,063	-	-	-	200,059
Financial assets at fair value through profit or loss	142,254	163,402	141,112	-	-	452,520	21,759	921,047
Financial investments available-for-sale	26	-	-	28,455	30,515	739,955	245	799,196
Financial investments held-to-maturity	-	55,761	-	58,238	57,389	208,867	-	380,255
Loans and advances	212,790	-	44,877	-	37,612	30,704	-	325,983
Derivative financial assets	19,735	3,251	3,555	3,544	2,397	10,577	-	43,059
Other assets *	192	-	-	-	24,193	-	188,609	212,994
Total assets	958,108	266,241	340,540	139,300	152,106	1,442,623	210,613	3,509,531

* Includes statutory deposits with Bank Negara Malaysia, deferred tax assets, investment in subsidiary companies, property and equipment, intangible assets and goodwill.

Hong Leong Investment Bank Berhad

Company no: 10209-W

(Incorporated in Malaysia)

Notes to the financial statements

for the financial year ended 30 June 2015 (continued)

43 Financial instruments (continued)

(c) Liquidity risk (continued)

The table below analyses the carrying amount of assets and liabilities (include non-financial instruments) as at reporting date based on the remaining contractual maturity and is disclosed in accordance with the requirements of BNM Guideline: (continued)

The Bank	Up to	1 week to	1 to 3	3 to 6	6 to 12	Over 1	No specific	Total
30.06.2015	1 week	1 month	months	months	months	year	maturity	Total
	RM'000	RM'000	RM'000	RM'000	RM'000	RM'000	RM'000	RM'000
Liabilities								
Clients' and brokers' balances	165,143	-	-	-	-	-	-	165,143
Deposits from customers	81,761	739,048	19,918	1,020	-	-	-	841,747
Deposits and placements of banks and other financial institutions	1,442,488	269,610	123,887	10,400	1,006	-	-	1,847,391
Other liabilities	13,860	144	-	2,665	53,591	-	-	70,260
Derivative financial liabilities	12,740	10,806	2,277	2,966	4,485	24,154	-	57,428
Subordinated obligations	-	-	-	-	-	50,194	-	50,194
Total liabilities	1,715,992	1,019,608	146,082	17,051	59,082	74,348	-	3,032,163
Total equity	-	-	-	-	-	-	477,368	477,368
Total liabilities and equity	1,715,992	1,019,608	146,082	17,051	59,082	74,348	477,368	3,509,531

Hong Leong Investment Bank Berhad

Company no: 10209-W

(Incorporated in Malaysia)

Notes to the financial statements

for the financial year ended 30 June 2015 (continued)

43 Financial instruments (continued)

(c) Liquidity risk (continued)

The table below analyses the carrying amount of assets and liabilities (include non-financial instruments) as at reporting date based on the remaining contractual maturity and is disclosed in accordance with the requirements of BNM Guideline: (continued)

The Bank 30.06.2014	Up to 1 week RM'000	1 week to 1 month RM'000	1 to 3 months RM'000	3 to 6 months RM'000	6 to 12 months RM'000	Over 1 year RM'000	No specific maturity RM'000	Total RM'000
Assets								
Cash and short-term funds	558,677	115,873	-	-	-	-	-	674,550
Clients' and brokers' balances	284,378	-	-	-	-	-	-	284,378
Reverse repurchased agreements	-	280,176	-	-	-	-	-	280,176
Deposits and placements with banks and other financial institutions	-	-	160,861	170,012	-	-	-	330,873
Financial assets at fair value through profit or loss	109,500	475,845	134,722	-	-	139,837	8,360	868,264
Financial investments available-for-sale	-	-	93,643	-	147,064	395,633	245	636,585
Financial investments held-to-maturity	-	5,084	66,761	-	57,458	229,110	-	358,413
Loans and advances	318,697	-	30,422	-	14,985	67,310	-	431,414
Derivative financial assets	822	286	2,948	2,056	20,996	13,843	-	40,951
Other assets *	283	-	-	-	45,772	-	170,269	216,324
Total assets	1,272,357	877,264	489,357	172,068	286,275	845,733	178,874	4,121,928

* Includes statutory deposits with Bank Negara Malaysia, deferred tax assets, investment in subsidiary companies, property and equipment, intangible assets and goodwill.

Hong Leong Investment Bank Berhad

Company no: 10209-W

(Incorporated in Malaysia)

Notes to the financial statements

for the financial year ended 30 June 2015 (continued)

43 Financial instruments (continued)

(c) Liquidity risk (continued)

The table below analyses the carrying amount of assets and liabilities (include non-financial instruments) as at reporting date based on the remaining contractual maturity and is disclosed in accordance with the requirements of BNM Guideline: (continued)

The Bank 30.06.2014	Up to 1 week RM'000	1 week to 1 month RM'000	1 to 3 months RM'000	3 to 6 months RM'000	6 to 12 months RM'000	Over 1 year RM'000	No specific maturity RM'000	Total RM'000
Liabilities								
Clients' and brokers' balances	250,437	-	-	-	-	-	-	250,437
Deposits from customers	215,869	411,897	3,165	635	-	-	-	631,566
Deposits and placements of banks and other financial institutions	1,253,823	370,745	333,191	97,201	-	-	-	2,054,960
Repurchased agreements	-	50,231	128,856	-	-	-	-	179,087
Other liabilities	14,392	301	-	2,665	484,915	5,559	-	507,832
Derivative financial liabilities	68	236	1,544	3,154	1,244	18,527	-	24,773
Total liabilities	1,734,589	833,410	466,756	103,655	486,159	24,086	-	3,648,655
Total equity	-	-	-	-	-	-	473,273	473,273
Total liabilities and equity	1,734,589	833,410	466,756	103,655	486,159	24,086	473,273	4,121,928

Hong Leong Investment Bank Berhad

Company no: 10209-W

(Incorporated in Malaysia)

Notes to the financial statements

for the financial year ended 30 June 2015 (continued)

43 Financial instruments (continued)

(c) Liquidity risk (continued)

The following table shows the contractual undiscounted cash flows payable for financial liabilities by remaining contractual maturities. The balances in the table below will not agree to the balances reported in the statements of financial position as the table incorporates all contractual cash flows, on an undiscounted basis, relating to both principal and interest payments. The contractual maturity profile does not necessarily reflect the behavioural cash flows.

The Group 30.06.2015	Up to 1 month RM'000	1 to 6 months RM'000	6 to 12 months RM'000	1 to 3 years RM'000	3 to 5 years RM'000	Over 5 years RM'000	Total RM'000
Liabilities							
Clients' and brokers' balances	165,143	-	-	-	-	-	165,143
Deposits from customers	821,616	21,044	-	-	-	-	842,660
Deposits and placements of banks and other financial institutions	1,712,912	135,040	1,040	-	-	-	1,848,992
Other liabilities	15,840	2,665	53,591	-	130	-	72,226
Derivative financial liabilities							
- gross settled derivatives							
- inflow	(849,210)	(946,545)	(150,543)	-	-	-	(1,946,298)
- outflow	846,895	949,102	150,168	-	-	-	1,946,165
- net settled derivatives	(65)	5,544	2,647	4,591	879	(6,234)	7,362
Subordinated obligations	-	1,343	1,321	5,300	5,307	61,943	75,214
Total financial liabilities	2,713,131	168,193	58,224	9,891	6,316	55,709	3,011,464

Hong Leong Investment Bank Berhad

Company no: 10209-W

(Incorporated in Malaysia)

Notes to the financial statements

for the financial year ended 30 June 2015 (continued)

43 Financial instruments (continued)

(c) Liquidity risk (continued)

The following table shows the contractual undiscounted cash flows payable for financial liabilities by remaining contractual maturities. The balances in the table below will not agree to the balances reported in the statements of financial position as the table incorporates all contractual cash flows, on an undiscounted basis, relating to both principal and interest payments. The contractual maturity profile does not necessarily reflect the behavioural cash flows. (continued)

The Group 30.06.2014	Up to 1 month RM'000	1 to 6 months RM'000	6 to 12 months RM'000	1 to 3 years RM'000	3 to 5 years RM'000	Over 5 years RM'000	Total RM'000
Liabilities							
Clients' and brokers' balances	250,437	-	-	-	-	-	250,437
Deposits from customers	628,437	3,830	-	-	-	-	632,267
Deposits and placements of banks and other financial institutions	1,625,244	432,364	-	-	-	-	2,057,608
Repurchased agreements	50,243	128,972	-	-	-	-	179,215
Other liabilities	14,693	2,665	484,897	5,559	-	-	507,814
Derivative financial liabilities							
- gross settled derivatives							
- inflow	(496,450)	(839,458)	(215,395)	-	-	-	(1,551,303)
- outflow	495,766	840,975	210,785	-	-	-	1,547,526
- net settled derivatives	33	2,566	2,864	9,994	1,957	-	17,414
Total financial liabilities	2,568,403	571,914	483,151	15,553	1,957	-	3,640,978

Hong Leong Investment Bank Berhad

Company no: 10209-W

(Incorporated in Malaysia)

Notes to the financial statements

for the financial year ended 30 June 2015 (continued)

43 Financial instruments (continued)

(c) Liquidity risk (continued)

The following table shows the contractual undiscounted cash flows payable for financial liabilities by remaining contractual maturities. The balances in the table below will not agree to the balances reported in the statements of financial position as the table incorporates all contractual cash flows, on an undiscounted basis, relating to both principal and interest payments. The contractual maturity profile does not necessarily reflect the behavioural cash flows. (continued)

The Bank 30.06.2015	Up to 1 month RM'000	1 to 6 months RM'000	6 to 12 months RM'000	1 to 3 years RM'000	3 to 5 years RM'000	Over 5 years RM'000	Total RM'000
Liabilities							
Clients' and brokers' balances	165,143	-	-	-	-	-	165,143
Deposits from customers	821,616	21,044	-	-	-	-	842,660
Deposits and placements of banks and other financial institutions	1,712,912	135,040	1,040	-	-	-	1,848,992
Other liabilities	13,874	2,665	53,591	-	130	-	70,260
Derivative financial liabilities							
- gross settled derivatives							
- inflow	(849,210)	(946,545)	(150,543)	-	-	-	(1,946,298)
- outflow	846,895	949,102	150,168	-	-	-	1,946,165
- net settled derivatives	(65)	5,544	2,647	4,591	879	(6,234)	7,362
Subordinated obligations	-	1,343	1,321	5,300	5,307	61,943	75,214
Total financial liabilities	2,711,165	168,193	58,224	9,891	6,316	55,709	3,009,498

Hong Leong Investment Bank Berhad

Company no: 10209-W

(Incorporated in Malaysia)

Notes to the financial statements

for the financial year ended 30 June 2015 (continued)

43 Financial instruments (continued)

(c) Liquidity risk (continued)

The following table shows the contractual undiscounted cash flows payable for financial liabilities by remaining contractual maturities. The balances in the table below will not agree to the balances reported in the statements of financial position as the table incorporates all contractual cash flows, on an undiscounted basis, relating to both principal and interest payments. The contractual maturity profile does not necessarily reflect the behavioural cash flows. (continued)

The Bank 30.06.2014	Up to 1 month RM'000	1 to 6 months RM'000	6 to 12 months RM'000	1 to 3 years RM'000	3 to 5 years RM'000	Over 5 years RM'000	Total RM'000
Liabilities							
Clients' and brokers' balances	250,437	-	-	-	-	-	250,437
Deposits from customers	628,437	3,830	-	-	-	-	632,267
Deposits and placements of banks and other financial institutions	1,625,244	432,364	-	-	-	-	2,057,608
Repurchased agreements	50,243	128,972	-	-	-	-	179,215
Other liabilities**	14,693	2,665	484,915	5,559	-	-	507,832
Derivative financial liabilities							
- gross settled derivatives							
- inflow	(496,450)	(839,458)	(215,395)	-	-	-	(1,551,303)
- outflow	495,766	840,975	210,785	-	-	-	1,547,526
- net settled derivatives	33	2,566	2,864	9,994	1,957	-	17,414
Total financial liabilities	2,568,403	571,914	483,169	15,553	1,957	-	3,640,996

** Includes provision for tax.

Hong Leong Investment Bank Berhad

Company no: 10209-W

(Incorporated in Malaysia)

Notes to the financial statements

for the financial year ended 30 June 2015 (continued)

43 Financial instruments (continued)

(c) Liquidity risk (continued)

The following table presents the contractual expiry by maturity of the Group's and the Bank's commitments and contingencies:

The Group and Bank

30.06.2015

Direct credit substitutes

Obligations under underwriting agreement

Other commitments, such as formal standby facilities and credit lines, with an original maturity of less than one year

Any commitment that are unconditionally cancelled at anytime by the bank without prior notice

30.06.2014

Direct credit substitutes

Obligations under underwriting agreement

Other commitments, such as formal standby facilities and credit lines, with an original maturity of more than one year

Any commitment that are unconditionally cancelled at anytime by the bank without prior notice

	Less than 1 year RM'000	Over 1 year RM'000	Total RM'000
Direct credit substitutes	1,000	7,000	8,000
Obligations under underwriting agreement	-	-	-
Other commitments, such as formal standby facilities and credit lines, with an original maturity of less than one year	1,781	2,719	4,500
Any commitment that are unconditionally cancelled at anytime by the bank without prior notice	722,877	-	722,877
	725,658	9,719	735,377
Direct credit substitutes	-	20,625	20,625
Obligations under underwriting agreement	299,154	-	299,154
Other commitments, such as formal standby facilities and credit lines, with an original maturity of more than one year	23	-	23
Any commitment that are unconditionally cancelled at anytime by the bank without prior notice	627,233	-	627,233
	926,410	20,625	947,035

Hong Leong Investment Bank Berhad

Company no: 10209-W

(Incorporated in Malaysia)

Notes to the financial statements

for the financial year ended 30 June 2015 (continued)

43 Financial instruments (continued)

(d) Credit risk

(i) Maximum exposure to credit risk

The maximum exposure to credit risk at the statements of financial position is the amounts on the statements of financial position as well as off-balance sheet financial instruments, without taking into account of any collateral held or other credit enhancements. For contingent liabilities, the maximum exposure to credit risk is the maximum amount that the Group and the Bank would have to pay if the obligations of the instruments issued are called upon. For credit commitments, the maximum exposure to credit risk is the full amount of the undrawn credit facilities granted to customers. The table below shows the maximum exposure to credit risk for the Group and the Bank:

	The Group		The Bank	
	30.06.2015 RM'000	30.06.2014 RM'000	30.06.2015 RM'000	30.06.2014 RM'000
Credit risk exposure relating to on-balance sheet assets:				
Short-term funds (exclude cash in hand)	440,306	674,953	438,088	674,538
Clients' and brokers' balances	188,838	284,378	188,838	284,378
Reverse repurchased agreements	-	280,176	-	280,176
Deposits and placements with banks and other financial institutions	200,243	331,159	200,059	330,873
Financial assets and investments portfolios (exclude shares and unit trust investment)				
- financial assets at fair value through profit or loss	899,288	859,904	899,288	859,904
- financial investments available-for-sale	798,951	636,340	798,951	636,340
- financial investments held-to-maturity	380,255	358,413	380,255	358,413
Loans and advances	325,983	431,414	325,983	431,414
Other assets	23,200	45,308	23,200	45,306
Derivative financial assets	43,059	40,951	43,059	40,951
	3,300,123	3,942,996	3,297,721	3,942,293
Credit risk exposure relating to off-balance sheet assets:				
Commitments and contingencies	735,377	947,035	735,377	947,035
Total maximum credit risk exposure	4,035,500	4,890,031	4,033,098	4,889,328

The Group and the Bank also accept non-tangible securities such as support, guarantees from individuals, corporates and institutions, bank guarantees, debentures, assignment of contract payments, which are subject to internal guidelines on eligibility.

Hong Leong Investment Bank Berhad

Company no: 10209-W
(Incorporated in Malaysia)

Notes to the financial statements for the financial year ended 30 June 2015 (continued)

43 Financial instruments (continued)

(d) Credit risk (continued)

(ii) Collaterals

The main type of collaterals obtained by the Group and the Bank are as follows:

- (a) Fixed deposits, foreign currency deposits and cash deposits/margins
- (b) Land and buildings
- (c) Quoted shares

The Group and the Bank also accept non-tangible securities such as support, guarantees from individuals, corporates and institutions, bank guarantees, debentures, assignment of contract payments, which are subject to internal guidelines on eligibility.

The financial effect of collateral (quantification of the extent to which collateral and other credit enhancements mitigate credit risk) held for loans and advances as at 30 June 2015 for the Group and the Bank is 87.5% (30 June 2014: 91.7%). The financial effect of collateral held for the other financial assets is not significant.

(iii) Credit quality

(a) Loans and advances

All loans and advances are categorised as either:

- neither past due nor impaired;
- past due but not impaired; or
- impaired

Past due loans and advances refer to loans that are overdue by one day or more. Impaired loans and advances are loans and advances with months-in-arrears more than 90 days or with impaired allowances.

Loans and advances are summarised as follows:

	30.06.2015	30.06.2014
	RM'000	RM'000
The Group and the Bank		
Neither past due nor impaired	326,363	432,062
Past due but not impaired	-	-
Individually impaired	623	853
Gross loans and advances	326,986	432,915
Less: allowance for impaired loans, advances and financing		
- individual assessment allowance	(111)	(194)
- collective assessment allowance	(892)	(1,307)
Total net loans and advances	325,983	431,414

Hong Leong Investment Bank Berhad

Company no: 10209-W
(Incorporated in Malaysia)

Notes to the financial statements for the financial year ended 30 June 2015 (continued)

43 Financial instruments (continued)

(d) Credit risk (continued)

(iii) Credit quality (continued)

(a) Loans and advances (continued)

(i) Loans and advances neither past due nor impaired

Analysis of loans and advances that are neither past due nor impaired based on the Group's and the Bank's credit grading system is as follows:

The Group and the Bank	30.06.2015	30.06.2014
	RM'000	RM'000
Grading classification		
- Good	92,533	113,285
- Satisfactory	50,533	26,827
- Un-graded	183,297	291,950
Total neither past due nor impaired	<u>326,363</u>	<u>432,062</u>

The definition of the grading classification of loans and advances can be summarised as follow:

Good:

Refers to internal credit grading from 'Favourable' to 'Prime Quality', indicating strong ability to repay principal and interest.

Satisfactory:

Refers to internal credit grading of 'Satisfactory', indicating adequate ability and no difficulty to repay principal and interest.

Loans and advances classified as un-graded mainly comprise of share margin financing and staff loans.

(ii) Loans and advances past due but not impaired

A financial asset is defined as "past due" when the counterparty has failed to make a principal or interest payment when contractually due.

Late processing and other administrative delays on the side of the borrower can lead to a financial asset being past due but not impaired. Therefore, loans and advances less than 90 days past due are not usually considered impaired, unless other information is available to indicate the contrary.

There was no loans and advances past due but not impaired for the Group and the Bank.

Hong Leong Investment Bank Berhad

Company no: 10209-W

(Incorporated in Malaysia)

Notes to the financial statements

for the financial year ended 30 June 2015 (continued)

43 Financial instruments (continued)

(d) Credit risk (continued)

(iii) Credit quality (continued)

(a) Loans and advances (continued)

(iii) Loans and advances that are individually determined to be impaired as at reporting date are as follows:

The Group and the Bank	30.06.2015	30.06.2014
	RM'000	RM'000
Gross amount of individually impaired loans	623	853
Less: Individual assessment allowance	(111)	(194)
Total net amount individually impaired loans	512	659

(b) The credit quality of financial assets other than loans and advances are determined based on the ratings of counterparties as defined by Moody's or equivalent ratings of other international rating agencies as defined below:

- AAA to AA3
- A1 to A3
- Baa1 to Baa3
- P1 to P3

Hong Leong Investment Bank Berhad

Company no: 10209-W

(Incorporated in Malaysia)

Notes to the financial statements for the financial year ended 30 June 2015 (continued)

43 Financial instruments (continued)

(d) Credit risk (continued)

(iii) Credit quality (continued)

- (b) Short-term funds and deposits and placements with banks and other financial institutions, reverse repurchase agreements, financial assets and investments portfolios, clients' and brokers' balances, other assets and derivative financial assets are summarised as follows:-

The Group	Short-term funds and deposits and placements with banks and other financial institutions RM'000	Clients' and brokers' balances RM'000	Reverse repurchase agreements RM'000	Financial assets at fair value through profit or loss RM'000	Financial investments available-for- sale RM'000	Financial investments held-to- maturity RM'000	Other assets RM'000	Derivative financial assets RM'000
30.06.2015								
Neither past due nor impaired	640,549	187,690	-	899,288	798,951	380,255	23,200	43,059
Individually impaired	-	1,532	-	-	-	-	28	-
Less: Impairment losses	-	(384)	-	-	-	-	(28)	-
	640,549	188,838	-	899,288	798,951	380,255	23,200	43,059
30.06.2014								
Neither past due nor impaired	1,006,112	283,807	280,176	859,904	636,340	358,413	45,308	40,951
Individually impaired	-	956	-	-	-	-	375	-
Less: Impairment losses	-	(385)	-	-	-	-	(375)	-
	1,006,112	284,378	280,176	859,904	636,340	358,413	45,308	40,951

Hong Leong Investment Bank Berhad

Company no: 10209-W

(Incorporated in Malaysia)

Notes to the financial statements

for the financial year ended 30 June 2015 (continued)

43 Financial instruments (continued)

(d) Credit risk (continued)

(iii) Credit quality (continued)

(b) Short-term funds and deposits and placements with banks and other financial institutions, reverse repurchase agreements, financial assets and investments portfolios, clients' and brokers' balances, other assets and derivatives financial assets are summarised as follows:- (continued)

The Bank	Short-term funds and deposits and placements with banks and other financial institutions	Clients' and brokers' balances	Reverse repurchase agreements	Financial assets at fair value through profit or loss	Financial investments available-for-sale	Financial investments held-to-maturity	Other assets	Derivative financial assets
	RM'000	RM'000	RM'000	RM'000	RM'000	RM'000	RM'000	RM'000
30.06.2015								
Neither past due nor impaired	638,147	187,690	-	899,288	798,951	380,255	23,200	43,059
Individually impaired	-	1,532	-	-	-	-	28	-
Less: Impairment losses	-	(384)	-	-	-	-	(28)	-
	638,147	188,838	-	899,288	798,951	380,255	23,200	43,059
30.06.2014								
Neither past due nor impaired	1,005,411	283,807	280,176	859,904	636,340	358,413	45,306	40,951
Individually impaired	-	956	-	-	-	-	375	-
Less: Impairment losses	-	(385)	-	-	-	-	(375)	-
	1,005,411	284,378	280,176	859,904	636,340	358,413	45,306	40,951

Hong Leong Investment Bank Berhad

Company no: 10209-W

(Incorporated in Malaysia)

Notes to the financial statements

for the financial year ended 30 June 2015 (continued)

43 Financial instruments (continued)

(d) Credit risk (continued)

(iii) Credit quality (continued)

- (b) Short-term funds and deposits and placements with banks and other financial institutions, reverse repurchase agreements, financial assets and investments portfolios, clients' and brokers' balances, other assets and derivatives financial assets are summarised as follows:- (continued)

Analysis of short-term funds and deposits and placements with banks and other financial institutions, reverse repurchase agreements, financial assets and investments portfolios, clients' and brokers' balances, other assets and derivative financial assets that are neither past due nor impaired by rating agency designation as at reporting date are as follows:

The Group	Short-term funds and deposits and placements with banks and other financial RM'000	Clients' and brokers' balances RM'000	Financial	Financial	Financial	Other assets RM'000	Derivative financial assets RM'000
			assets at fair value through profit or loss RM'000	investments available-for- sale RM'000	investments held-to- maturity RM'000		
30.06.2015							
AAA to AA3	-	-	261,687	394,016	15,150	-	31,842
A1 to A3	-	-	62,746	79,884	49,059	-	2,858
Baa1 to Baa3	-	-	-	99,410	199,328	-	-
B1	-	-	-	20,370	-	-	-
P1 to P3	370,361	-	426,775	-	-	4,374	-
Non-rated, of which:							
- Bank Negara Malaysia	270,188	-	-	-	-	-	-
- Malaysia Government Investment Issues	-	-	-	80,368	20,397	-	-
- Malaysian Government Securities	-	-	30,772	102,399	51,097	-	-
- Government Guaranteed Private Debt Securities	-	-	66,025	18,203	45,224	-	-
- Others	-	188,838	51,283	4,301	-	18,826	8,359
	270,188	188,838	148,080	205,271	116,718	18,826	8,359
	640,549	188,838	899,288	798,951	380,255	23,200	43,059

Hong Leong Investment Bank Berhad

Company no: 10209-W

(Incorporated in Malaysia)

Notes to the financial statements for the financial year ended 30 June 2015 (continued)

43 Financial instruments (continued)

(d) Credit risk (continued)

(iii) Credit quality (continued)

- (b) Short-term funds and deposits and placements with banks and other financial institutions, reverse repurchase agreements, financial assets and investments portfolios, clients' and brokers' balances, other assets and derivatives financial assets are summarised as follows:- (continued)

Analysis of short-term funds and deposits and placements with banks and other financial institutions, reverse repurchase agreements, financial assets and investments portfolios, clients' and brokers' balances, other assets and derivative financial assets that are neither past due nor impaired by rating agency designation as at reporting date are as follows: (continued)

The Group	Short-term funds and deposits and placements with banks and other financial institutions RM'000	Clients' and brokers' balances RM'000	Reverse repurchase agreements RM'000	Financial assets at fair value through profit or loss RM'000	Financial investments available-for- sale RM'000	Financial investments held-to- maturity RM'000	Other assets RM'000	Derivative financial assets RM'000
30.06.2014								
AAA to AA3	-	-	-	459,579	337,990	20,316	-	17,225
A1 to A3	-	-	-	64,265	44,006	103,895	-	1,963
Baa1 to Baa3	-	-	-	19,420	28,613	142,272	-	-
P1 to P3	924,516	-	-	316,639	-	-	1,068	-
Non-rated, of which:								
- Bank Negara Malaysia	43	-	280,176	-	-	-	-	-
- Malaysia Government Investment Issues	-	-	-	-	139,398	25,517	-	-
- Malaysian Government Securities	-	-	-	-	30,512	51,316	-	-
- Government Guaranteed Private Debt Securities	-	-	-	-	55,821	15,097	-	-
- Others	81,553	284,378	-	1	-	-	44,240	21,763
	81,596	284,378	280,176	1	225,731	91,930	44,240	21,763
	1,006,112	284,378	280,176	859,904	636,340	358,413	45,308	40,951

Hong Leong Investment Bank Berhad

Company no: 10209-W

(Incorporated in Malaysia)

Notes to the financial statements for the financial year ended 30 June 2015 (continued)

43 Financial instruments (continued)

(d) Credit risk (continued)

(iii) Credit quality (continued)

- (b) Short-term funds and deposits and placements with banks and other financial institutions, reverse repurchase agreements, financial assets and investments portfolios, clients' and brokers' balances, other assets and derivatives financial assets are summarised as follows:- (continued)

Analysis of short-term funds and deposits and placements with banks and other financial institutions, reverse repurchase agreements, financial assets and investments portfolios, clients' and brokers' balances, other assets and derivative financial assets that are neither past due nor impaired by rating agency designation as at reporting date are as follows: (continued)

The Bank	funds and deposits and placements with banks and other financial institutions RM'000	Clients' and brokers' balances RM'000	Financial assets at fair value through profit or loss RM'000	Financial investments available-for- sale RM'000	Financial investments held-to- maturity RM'000	Other assets RM'000	Derivative financial assets RM'000
30.06.2015							
AAA to AA3	-	-	261,687	394,016	15,150	-	31,842
A1 to A3	-	-	62,746	79,884	49,059	-	2,858
Baa1 to Baa3	-	-	-	99,410	199,328	-	-
B1	-	-	-	20,370	-	-	-
P1 to P3	367,959	-	426,775	-	-	4,374	-
Non-rated, of which:							
- Bank Negara Malaysia	270,188	-	-	-	-	-	-
- Malaysia Government Investment Issues	-	-	-	80,368	20,397	-	-
- Malaysian Government Securities	-	-	30,768	102,399	51,097	-	-
- Government Guaranteed Private Debt Securities	-	-	66,029	18,203	45,224	-	-
- Others	-	188,838	51,283	4,301	-	18,826	8,359
	270,188	188,838	148,080	205,271	116,718	18,826	8,359
	638,147	188,838	899,288	798,951	380,255	23,200	43,059

Hong Leong Investment Bank Berhad

Company no: 10209-W

(Incorporated in Malaysia)

Notes to the financial statements

for the financial year ended 30 June 2015 (continued)

43 Financial instruments (continued)

(d) Credit risk (continued)

(iii) Credit quality (continued)

- (b) Short-term funds and deposits and placements with banks and other financial institutions, reverse repurchase agreements, financial assets and investments portfolios, clients' and brokers' balances, other assets and derivatives financial assets are summarised as follows:- (continued)

Analysis of short-term funds and deposits and placements with banks and other financial institutions, reverse repurchase agreements, financial assets and investments portfolios, clients' and brokers' balances, other assets and derivative financial assets that are neither past due nor impaired by rating agency designation as at reporting date are as follows: (continued)

The Bank	Short-term funds and deposits and placements with banks and other financial institutions	Clients' and brokers' balances	Reverse repurchase agreements	Financial assets at fair value through profit or loss	Financial investments available-for- sale	Financial investments held-to- maturity	Other assets	Derivative financial assets
	RM'000	RM'000	RM'000	RM'000	RM'000	RM'000	RM'000	RM'000
30.06.2014								
AAA to AA3	-	-	-	459,579	337,990	20,316	-	17,225
A1 to A3	-	-	-	64,265	44,006	103,895	-	1,963
Baa1 to Baa3	-	-	-	19,420	28,613	142,272	-	-
P1 to P3	923,815	-	-	316,639	-	-	1,068	-
Non-rated, of which:								
- Bank Negara Malaysia	43	-	280,176	-	-	-	-	-
- Malaysia Government Investment Issues	-	-	-	-	139,398	25,517	-	-
- Malaysian Government Securities	-	-	-	-	30,512	51,316	-	-
- Government Guaranteed Private Debt Securities	-	-	-	-	55,821	15,097	-	-
- Others	81,553	284,378	-	1	-	-	44,238	21,763
	81,596	284,378	280,176	1	225,731	91,930	44,238	21,763
	1,005,411	284,378	280,176	859,904	636,340	358,413	45,306	40,951

Hong Leong Investment Bank Berhad

Company no: 10209-W

(Incorporated in Malaysia)

Notes to the financial statements

for the financial year ended 30 June 2015 (continued)

43 Financial instruments (continued)

(d) Credit risk (continued)

(iv) Collateral and other credit enhancements obtained

(a) Repossessed collateral

As and when required, the Group and the Bank will take possession of collateral they hold as securities and will dispose of them as soon as practicable but not later than 5 years from the date they take possession, with the proceeds used to reduce the outstanding indebtedness. There is no repossessed collateral as at the reporting date.

Hong Leong Investment Bank Berhad

Company no: 10209-W

(Incorporated in Malaysia)

Notes to the financial statements

for the financial year ended 30 June 2015 (continued)

43 Financial instruments (continued)

(d) Credit risk (continued)

Credit risk exposure analysed by industry in respect of the Group's and the Bank's financial assets, including off-balance financial instruments are set out below:

The Group 30.06.2015	Short-term funds and deposits and placements with	Clients' and brokers' balances	Financial assets at fair value through profit or loss	Financial investments available-for- sale	Financial investments held-to- maturity	Loans and advances	Other assets	Derivative financial assets	On-balance sheet total	Credit related commitments and contingencies
	RM'000	RM'000	RM'000	RM'000	RM'000	RM'000	RM'000	RM'000	RM'000	RM'000
Agriculture	-	-	-	-	-	-	-	-	-	-
Manufacturing	-	-	-	-	-	-	216	-	216	700
Electricity, gas and water	-	-	-	40,141	-	-	1,352	-	41,493	-
Construction	-	-	87,611	-	-	25,284	3,292	-	116,187	8,701
Wholesale and retail	-	-	-	5,048	-	-	744	-	5,792	-
Transport, storage and communications	-	-	-	-	-	-	233	-	233	-
Finance, insurance, real estate and business services	370,361	-	811,677	753,762	380,255	165,468	1,125	43,059	2,525,707	30,325
Government and government agencies	270,188	-	-	-	-	-	-	-	270,188	-
Education, health and services	-	-	-	-	-	134,048	160	-	134,208	680,675
Purchase of securities	-	188,838	-	-	-	-	-	-	188,838	-
Others	-	-	-	-	-	1,183	16,078	-	17,261	14,976
	640,549	188,838	899,288	798,951	380,255	325,983	23,200	43,059	3,300,123	735,377

Hong Leong Investment Bank Berhad

Company no: 10209-W

(Incorporated in Malaysia)

Notes to the financial statements

for the financial year ended 30 June 2015 (continued)

43 Financial instruments (continued)

(d) Credit risk (continued)

Credit risk exposure analysed by industry in respect of the Group's and the Bank's financial assets, including off-balance financial instruments are set out below: (continued)

The Group 30.06.2014	Short-term funds and deposits and placements with financial RM'000	Clients' and brokers' balances RM'000	Reverse repurchase agreements RM'000	Financial assets at fair value through profit or RM'000	Financial investments available-for- sale RM'000	Financial investments held-to- maturity RM'000	Loans and advances RM'000	Other assets RM'000	Derivative financial assets RM'000	On-balance sheet total RM'000	Credit related commitments and contingencies RM'000
Agriculture	-	-	-	-	24,871	10,035	-	-	-	34,906	-
Manufacturing	-	-	-	-	-	5,055	30,005	635	-	35,695	700
Electricity, gas and water	-	-	-	-	-	-	27,480	26,015	-	53,495	140,000
Construction	-	-	-	35,218	15,128	-	17,082	4,814	-	72,242	68,321
Wholesale and retail	-	-	-	19,419	29,938	15,261	-	-	-	64,618	-
Transport, storage and communications	-	-	-	-	12,394	-	-	-	-	12,394	-
Finance, insurance, real estate and business services	1,006,069	-	-	779,861	384,098	251,229	120,515	10,761	40,951	2,593,484	132,120
Government and government agencies	43	-	280,176	-	169,911	76,833	-	-	-	526,963	-
Education, health and services	-	-	-	-	-	-	232,775	44	-	232,819	591,635
Purchase of securities	-	284,378	-	-	-	-	-	-	-	284,378	-
Others	-	-	-	25,406	-	-	3,557	3,039	-	32,002	14,259
	1,006,112	284,378	280,176	859,904	636,340	358,413	431,414	45,308	40,951	3,942,996	947,035

Hong Leong Investment Bank Berhad

Company no: 10209-W

(Incorporated in Malaysia)

Notes to the financial statements

for the financial year ended 30 June 2015 (continued)

43 Financial instruments (continued)

(d) Credit risk (continued)

Credit risk exposure analysed by industry in respect of the Group's and the Bank's financial assets, including off-balance financial instruments are set out below: (continued)

The Bank 30.06.2015	Short-term funds and deposits and placements	Clients' and brokers' balances	Financial assets at fair value through profit or loss	Financial investments available-for- sale	Financial investments held-to- maturity	Loans and advances	Other assets	Derivative financial assets	On-balance sheet total	Credit related commitments and contingencies
	RM'000	RM'000	RM'000	RM'000	RM'000	RM'000	RM'000	RM'000	RM'000	RM'000
Agriculture	-	-	-	-	-	-	-	-	-	-
Manufacturing	-	-	-	-	-	-	216	-	216	700
Electricity, gas and water	-	-	-	40,141	-	-	1,352	-	41,493	-
Construction	-	-	87,611	-	-	25,284	3,292	-	116,187	8,701
Wholesale and retail	-	-	-	5,048	-	-	744	-	5,792	-
Transport, storage and communications	-	-	-	-	-	-	233	-	233	-
Finance, insurance, real estate and business services	367,959	-	811,677	753,762	380,255	165,468	1,125	43,059	2,523,305	30,325
Government and government agencies	270,188	-	-	-	-	-	-	-	270,188	-
Education, health and services	-	-	-	-	-	134,048	160	-	134,208	680,675
Purchase of securities	-	188,838	-	-	-	-	-	-	188,838	-
Others	-	-	-	-	-	1,183	16,078	-	17,261	14,976
	638,147	188,838	899,288	798,951	380,255	325,983	23,200	43,059	3,297,721	735,377

Hong Leong Investment Bank Berhad

Company no: 10209-W

(Incorporated in Malaysia)

Notes to the financial statements

for the financial year ended 30 June 2015 (continued)

43 Financial instruments (continued)

(d) Credit risk (continued)

Credit risk exposure analysed by industry in respect of the Group's and the Bank's financial assets, including off-balance financial instruments are set out below: (continued)

The Bank 30.06.2014	Short-term funds and deposits and placements with financial institutions RM'000	Clients' and brokers' balances RM'000	Reverse repurchase agreements RM'000	Financial assets at fair value through profit or loss RM'000	Financial investments available-for- sale RM'000	Financial investments held-to- maturity RM'000	Loans and advances RM'000	Other assets RM'000	Derivative financial assets RM'000	On-balance sheet total RM'000	Credit related commitments and contingencies RM'000
Agriculture	-	-	-	-	24,871	10,035	-	-	-	34,906	-
Manufacturing	-	-	-	-	-	5,055	30,005	635	-	35,695	700
Electricity, gas and water	-	-	-	-	-	-	27,480	26,015	-	53,495	140,000
Construction	-	-	-	35,218	15,128	-	17,082	4,814	-	72,242	68,321
Wholesale and retail	-	-	-	19,419	29,938	15,261	-	-	-	64,618	-
Transport, storage and communications	-	-	-	-	12,394	-	-	-	-	12,394	-
Finance, insurance, real estate and business services	1,005,368	-	-	779,861	384,098	251,229	120,515	10,761	40,951	2,592,783	132,120
Government and government agencies	43	-	280,176	-	169,911	76,833	-	-	-	526,963	-
Education, health and services	-	-	-	-	-	-	232,775	44	-	232,819	591,635
Purchase of securities	-	284,378	-	-	-	-	-	-	-	284,378	-
Others	-	-	-	25,406	-	-	3,557	3,037	-	32,000	14,259
	1,005,411	284,378	280,176	859,904	636,340	358,413	431,414	45,306	40,951	3,942,293	947,035

Hong Leong Investment Bank Berhad

Company no: 10209-W

(Incorporated in Malaysia)

Notes to the financial statements

for the financial year ended 30 June 2015 (continued)

43 Financial instruments (continued)

(e) Fair value measurement

The Group and the Bank measures fair values using the following fair value hierarchy that reflects the significance of the inputs used in making the measurements:

Level 1: Quoted prices (unadjusted) in active markets for identical assets or liabilities.

Level 2: Quoted prices for identical or similar instruments in markets that are not active; and model-derived valuations in which inputs other than quoted prices included within Level 1 that are observable for the asset or liability, either directly or indirectly.

Level 3: Valuations derived from valuation techniques in which one or more significant inputs are not based on observable market data.

Financial instruments are classified as Level 1 if their value is observable in an active market. Such instruments are valued by reference to unadjusted quoted prices for identical assets or liabilities in active market where the quoted prices is readily available, and the price represents actual and regularly occurring market transactions. An active market is one in which transactions occur with sufficient volume and frequency to provide pricing information on an on-going basis. These would include actively traded listed equities and actively exchange-traded derivatives.

Where fair value is determined using unquoted market prices in less active markets or quoted prices for similar assets and liabilities, such instruments are generally classified as Level 2.

In cases where quoted prices are generally not available, the Group then determine fair value based upon valuation techniques that use as inputs, market parameters including but not limited to yield curves, volatilities and foreign exchange rates. The majority of valuation techniques employ only observable market data and so reliability of the fair value measurement is high.

Financial instruments are classified as Level 3 if their valuation incorporates significant inputs that are not based on observable market data (unobservable inputs). This category includes unquoted shares held for socio economic reasons. Fair values for shares held for socio economic reasons are based on the net tangible assets of the affected companies. The Group's and the Bank's exposure to financial instruments classified as Level 3 comprised a small number of financial instruments which constitute an insignificant component of the Group's and the Bank's portfolio of financial instruments. Hence, changing one or more of the inputs to reasonable alternative assumptions would not change the value significantly for the financial assets in Level 3 of the fair value hierarchy.

The Group and the Bank recognise transfers between levels of the fair value hierarchy at the end of the reporting period during which the transfer has occurred. Transfers between fair value hierarchy primarily due to change in the level of trading activity, change in observable market activity related to an input, reassessment of available pricing information and change in the significance of the unobservable input. There were no transfers between Level 1, 2 and 3 of the fair value hierarchy during the financial year (30 June 2014 - Nil).

Hong Leong Investment Bank Berhad

Company no: 10209-W

(Incorporated in Malaysia)

Notes to the financial statements

for the financial year ended 30 June 2015 (continued)

43 Financial instruments (continued)

(e) Fair value measurement (continued)

- (i) The table below summarises the fair value hierarchy of the Group's and the Bank's financial assets and liabilities measured at fair values.

The Group	Level 1	Level 2	Level 3	Total
30.06.2015	RM'000	RM'000	RM'000	RM'000
Financial assets				
Financial assets at fair value through profit or loss	21,597	899,450	-	921,047
- money market instruments	-	457,547	-	457,547
- quoted securities	21,597	162	-	21,759
- unquoted securities	-	441,741	-	441,741
Financial investments available-for-sale	240	798,951	245	799,436
- money market instruments	-	197,818	-	197,818
- quoted securities	240	-	-	240
- unquoted securities	-	601,133	245	601,378
Derivative financial assets	-	43,059	-	43,059
	21,837	1,741,460	245	1,763,542
Financial liability				
Derivative financial liabilities	-	57,428	-	57,428
30.06.2014				
Financial assets				
Financial assets at fair value through profit or loss	8,360	859,904	-	868,264
- money market instruments	-	720,067	-	720,067
- quoted securities	8,360	-	-	8,360
- unquoted securities	-	139,837	-	139,837
Financial investments available-for-sale	-	636,340	245	636,585
- money market instruments	-	184,973	-	184,973
- unquoted securities	-	451,367	245	451,612
Derivative financial assets	-	40,951	-	40,951
	8,360	1,537,195	245	1,545,800
Financial liability				
Derivative financial liabilities	-	24,773	-	24,773

Hong Leong Investment Bank Berhad

Company no: 10209-W

(Incorporated in Malaysia)

Notes to the financial statements

for the financial year ended 30 June 2015 (continued)

43 Financial instruments (continued)

(e) Fair value measurement (continued)

- (i) The table below summarises the fair value hierarchy of the Group's and the Bank's financial assets and liabilities measured at fair values. (continued)

The Bank 30.06.2015	Level 1 RM'000	Level 2 RM'000	Level 3 RM'000	Total RM'000
Financial assets				
Financial assets at fair value through profit or loss	21,597	899,450	-	921,047
- money market instruments	-	457,547	-	457,547
- quoted securities	21,597	162	-	21,759
- unquoted securities	-	441,741	-	441,741
Financial investments available-for-sale	-	798,951	245	799,196
- money market instruments	-	197,818	-	197,818
- quoted securities	-	-	-	-
- unquoted securities	-	601,133	245	601,378
Derivative financial assets	-	43,059	-	43,059
	21,597	1,741,460	245	1,763,302
Financial liability				
Derivative financial liabilities	-	57,428	-	57,428
30.06.2014				
Financial assets				
Financial assets at fair value through profit or loss	8,360	859,904	-	868,264
- money market instruments	-	720,067	-	720,067
- quoted securities	8,360	-	-	8,360
- unquoted securities	-	139,837	-	139,837
Financial investments available-for-sale	-	636,340	245	636,585
- money market instruments	-	184,973	-	184,973
- unquoted securities	-	451,367	245	451,612
Derivative financial assets	-	40,951	-	40,951
	8,360	1,537,195	245	1,545,800
Financial liability				
Derivative financial liabilities	-	24,773	-	24,773

There were no transfers between Level 1 and 2 during the financial year.

Hong Leong Investment Bank Berhad

Company no: 10209-W

(Incorporated in Malaysia)

Notes to the financial statements

for the financial year ended 30 June 2015 (continued)

43 Financial instruments (continued)

(e) Fair value measurement (continued)

Reconciliation of fair value measurement in Level 3 of the fair value hierarchy are as follows:

The Group and the Bank	Financial investments available-for-sale	
	30.06.2015 RM'000	30.06.2014 RM'000
As at 1 July	245	686
Redeemed during the year	-	(441)
As at 30 June	<u>245</u>	<u>245</u>

- (ii) The table below summarises the carrying amount and analyses the fair value within the fair value hierarchy of the Group's and the Bank's assets and liabilities not measured at fair value at reporting date but for which fair value is disclosed:

The Group and the Bank 30.06.2015	Carrying amount RM'000	Fair value			Total RM'000
		Level 1 RM'000	Level 2 RM'000	Level 3 RM'000	
Financial assets					
Financial investments					
held-to-maturity					
- money market instruments	71,494	-	71,932	-	71,932
- unquoted securities	308,761	-	309,728	-	309,728
	<u>380,255</u>	<u>-</u>	<u>381,660</u>	<u>-</u>	<u>381,660</u>
Financial liabilities					
Deposits and placements of banks and other financial institutions	1,847,391	-	1,847,393	-	1,847,393
Subordinated obligations	50,194	-	50,201	-	50,201
	<u>1,897,585</u>	<u>-</u>	<u>1,897,594</u>	<u>-</u>	<u>1,897,594</u>
30.06.2014					
Financial assets					
Financial investments					
held-to-maturity					
- money market instruments	128,332	-	128,204	-	128,204
- unquoted securities	230,081	-	234,087	-	234,087
	<u>358,413</u>	<u>-</u>	<u>362,291</u>	<u>-</u>	<u>362,291</u>

Other than as disclosed above, the total fair value of each financial assets and liabilities presented on the statements of financial position as at reporting date of the Group and the Bank approximates the total carrying amount.

Hong Leong Investment Bank Berhad

Company no: 10209-W

(Incorporated in Malaysia)

Notes to the financial statements

for the financial year ended 30 June 2015 (continued)

43 Financial instruments (continued)

(e) Fair value measurement (continued)

The fair values are based on the following methodologies and assumptions:

Short-term funds and placements with banks and financial institutions

For deposits and placements with banks and other financial institutions with maturities of less than six months, the carrying value is a reasonable estimate of fair value. For deposits and placements with maturities six months and above, estimated fair value is based on discounted cash flows using prevailing money market interest rates at which similar deposits and placements would be made with financial institutions of similar credit risk and remaining period to maturity.

Financial investments held-to-maturity

The estimated fair value is generally based on quoted and observable market prices. Where there is no ready market in certain securities, the Group and the Company will establish the fair value by using valuation techniques. These include the use of recent arm's length transactions, discounted cash flows analysis and other valuation techniques commonly used by market participants.

Loans and advances

The value of fixed rate loans with remaining maturity of less than one year and floating rate loans are estimated to approximate their carrying amounts. For fixed rate loans with remaining maturity of more than one year, the fair value is estimated by discounting the estimated future cash flows using the prevailing market rates of loans with similar credit risks and maturities.

The fair values of impaired floating and fixed rate loans are represented by their carrying value, net of individual assessment allowance, being the expected recoverable amount.

Deposits and placements of other financial institutions and repurchased agreements

The estimated fair values of deposits and placements of other financial institutions and repurchased agreements with maturities of less than six months approximate the carrying values. For the items with maturities six months and above, the fair values are estimated based on discounted cash flows using prevailing money market interest rates with similar remaining period to maturities.

Credit related commitment and contingencies

The net fair value of these items was not calculated as estimated fair values are not readily ascertainable. These financial instruments generally relate to credit risks and attract fees in line with market prices for similar arrangements. They are not presently sold nor traded. The fair value may be represented by the present value of fees expected to be received less associated costs.

Clients' and brokers' balances

The carrying amount as at reporting date approximate fair values due to relatively short-term maturity of these financial instruments.

Hong Leong Investment Bank Berhad

Company no: 10209-W

(Incorporated in Malaysia)

Notes to the financial statements for the financial year ended 30 June 2015 (continued)

43 Financial instruments (continued)

(e) Fair value measurement (continued)

The fair values are based on the following methodologies and assumptions: (continued)

Other assets and liabilities

The carrying value less any estimated allowance for financial assets and liabilities included in 'other assets and liabilities' are assumed to approximate their fair values as these items are short term in nature.

Deposits from customers

For deposits from customers with maturities of less than six months, the carrying amounts are reasonable estimates of their fair values. For each deposit with maturities of six months and above, fair values are estimated using discounted cash flows based on prevailing market rates for similar deposits from customers.

Subordinated obligations

The fair value of subordinated obligations are based on quoted market prices where available.

44 Offsetting financial assets and financial liabilities

In accordance with MFRS 132 "Financial Instrument: Presentation", the Group reports financial assets and financial liabilities on a net basis on the statements of financial position only if there is a legally enforceable right to set off the recognised amounts and there is intention to settle on a net basis, or to realise the asset and settle the liability simultaneously. The following table shows the impact of netting arrangement on:

- All financial assets and liabilities that are reported net on statements of financial position; and
- All derivative financial instruments and reverse repurchase and repurchased agreements and other similar secured lending and borrowing agreements that are subject to enforceable master netting arrangements or similar agreements, but do not qualify for statements of financial position netting.

The table identifies the amounts that have been offset in the statements of financial position and also those amounts that are covered by enforceable netting arrangements (offsetting arrangements and financial collateral) but do not qualify for netting under the requirements of MFRS 132 described above.

The "Net amounts" presented below are not intended to represent the Group's actual exposure to credit risk, as a variety of credit mitigation strategies are employed in addition to netting and collateral arrangements.

Hong Leong Investment Bank Berhad

Company no: 10209-W

(Incorporated in Malaysia)

Notes to the financial statements

for the financial year ended 30 June 2015 (continued)

44 Offsetting financial assets and financial liabilities (continued)

The Group and the Bank	Effects of offsetting on the statements of financial position			Related amounts not offset		
	Gross Amount RM'000	Amounts Offset RM'000	Net amount reported on statements of financial position RM'000	Financial instruments RM'000	Financial collateral RM'000	Net Amount RM'000
30.06.2015						
Financial assets						
Clients' and brokers' balances	392,251	(203,413)	188,838	-	-	188,838
Derivative financial assets	43,059	-	43,059	(6,797)	-	36,262
Total assets	435,310	(203,413)	231,897	(6,797)	-	225,100
Financial liabilities						
Clients' and brokers' balances	368,556	(203,413)	165,143	-	-	165,143
Derivative financial liabilities	57,428	-	57,428	(6,797)	(4,374)	46,257
Total liabilities	425,984	(203,413)	222,571	(6,797)	(4,374)	211,400
30.06.2014						
Financial assets						
Clients' and brokers' balances	550,994	(266,616)	284,378	-	-	284,378
Derivative financial assets	40,951	-	40,951	(6,132)	(2,592)	32,227
Reverse repurchase agreement	280,176	-	280,176	(284,423)	-	(4,247)
Total assets	872,121	(266,616)	605,505	(290,555)	(2,592)	312,358

Hong Leong Investment Bank Berhad

Company no: 10209-W

(Incorporated in Malaysia)

Notes to the financial statements

for the financial year ended 30 June 2015 (continued)

44 Offsetting financial assets and financial liabilities (continued)

The Group and the Bank	Effects of offsetting on the statements of financial position			Related amounts not offset		
	Gross Amount RM'000	Amounts Offset RM'000	Net amount reported on statements of financial position RM'000	Financial instruments RM'000	Financial collateral RM'000	Net Amount RM'000
30.06.2014						
Financial liabilities						
Clients' and brokers' balances	517,053	(266,616)	250,437	-	-	250,437
Derivative financial liabilities	24,773	-	24,773	(6,132)	-	18,641
Repurchased agreement	179,087	-	179,087	(184,815)	(1,068)	(6,796)
Total liabilities	720,913	(266,616)	454,297	(190,947)	(1,068)	262,282

Related amounts not offset

Derivative financial assets and liabilities

The 'Financial instruments' column identifies financial assets and liabilities that are subject to set off under netting agreements, such as the ISDA Master Agreement or derivative exchange or clearing counterparty agreements, whereby all outstanding transactions with the same counterparty can be offset and close-out netting applied across all outstanding transaction covered by the agreements if an event of default or other predetermined events occur.

Financial collateral refers to cash and non-cash collateral obtained, typically daily or weekly, to cover the net exposure between counterparties by enabling the collateral to be realised in an event of default or if other predetermined events occur.

Repurchase and reverse repurchased agreements

The 'financial instruments' column identifies financial assets and liabilities that are subject to set off under netting agreements, such as global master repurchase agreements and global master securities lending agreements, whereby all outstanding transactions with the same counterparty can be offset and close-out netting applied across all outstanding transaction covered by the agreements if an event of default or other predetermined events occur.

Financial collateral typically comprises cash, highly liquid securities or other financial instruments which are legally transferred and can be liquidated in the event of counterparty default.

Hong Leong Investment Bank Berhad

Company no: 10209-W

(Incorporated in Malaysia)

Notes to the financial statements

for the financial year ended 30 June 2015 (continued)

45 Equity compensation benefit

Executive Share Option Scheme ("ESOS" or "Scheme")

The Executive Share Option Scheme ("ESOS") of up to fifteen percent (15%) of the issued and paid-up ordinary share capital of the Bank's immediate holding company, HLCB which was approved by the shareholders of HLCB on 8 November 2005, was established on 23 January 2006 and would be in force for a period of ten (10) years.

On 18 January 2006, HLCB announced that Bursa Malaysia Securities Berhad has approved-in-principle the listing of new ordinary shares of HLCB to be issued pursuant to the exercise of options under the ESOS at any time during the existence of the ESOS.

The ESOS would provide an opportunity for eligible executives who had contributed to the growth and development of HLCB and its subsidiaries ("HLCB Group") to participate in the equity of HLCB.

The main features of the ESOS are, inter alia, as follows:-

1. Eligible executives are persons as defined under the ESOS Bye-Laws.
2. The maximum allowable allotments for the full time Executive Directors had been approved by the shareholders of HLCB in a general meeting. The Board, as defined under the ESOS Bye-Laws, may from time to time at its discretion select and identify suitable eligible executives to be offered options.
3. The aggregate number of shares to be issued under the ESOS shall not exceed 15% of the issued and paid-up ordinary share capital of HLCB for the time being.
4. The ESOS shall be in force for a period of ten (10) years from 23 January 2006.
5. The option price shall not be at a discount of more than ten percent (10%) (or such discount as the relevant authorities shall permit) from the 5-day weighted average market price of the shares of HLCB preceding the Date of Offer, as defined under the ESOS Bye-Laws and shall in no event be less than the par value of the shares of HLCB.
6. The option granted to an option holder under the ESOS is exercisable by the option holder only during his employment with the HLCB Group and within the option exercise period subject to any maximum limit as may be determined by the Board under the Bye-Laws of the ESOS.
7. The exercise of the options may, at the absolute discretion of the Board, be satisfied by way of issuance of new shares; transfer of existing shares purchased by a trust established for the ESOS; or a combination of both new shares and existing shares.

Hong Leong Investment Bank Berhad

Company no: 10209-W

(Incorporated in Malaysia)

Notes to the financial statements

for the financial year ended 30 June 2015 (continued)

45 Equity compensation benefit (continued)

Executive Share Option Scheme ("ESOS" or "Scheme") (continued)

A trust has been set up for the ESOS and it is administered by an appointed trustee. This trustee will be entitled from time to time to accept financial assistance from the Bank upon such terms and conditions as the Bank and the trustee may agree to purchase HLCB's shares from the open market for the purposes of this trust.

The trustee will manage the trust in accordance with the trust deed. Upon termination of the trust, the trustee will dispose all remaining trust shares, if any, and deal with any surplus or deficit of the trust in accordance with the instructions of the Bank.

The ordinary share options of HLCB granted under the ESOS are as follows:

On 19 January 2011, the Bank granted 4,475,000 conditional incentive share options of HLCB shares (Affirmative Action Bonus ("AAB") Options to eligible executives of the Bank pursuant to the ESOS of the Group at exercise price of RM1.42.

The said options if vested, will be satisfied by existing shares purchased by a trust established for the ESOS.

Grant date	Vesting date	Expiry date	As at 01.07.2014	Exercised	Lapsed	As at 30.06.2015
19 January 2011	19 January 2015	18 April 2015 ^	1,330,000	(1,225,000)	(105,000)	-

^ The exercise period is up to 3 months from the Vesting Date.

There were no options outstanding at reporting date.

The number and market values of the ordinary shares held by the Trustee are as follows:

	The Group and The Bank			
	30.06.2015		30.06.2014	
	Number of trust shares held '000	Market value RM'000	Number of trust shares held '000	Market value RM'000
As at end of the financial year	105	140	-	-

Hong Leong Investment Bank Berhad

Company no: 10209-W

(Incorporated in Malaysia)

Notes to the financial statements

for the financial year ended 30 June 2015 (continued)

46 Significant events during the financial year

Member's voluntary winding-up

- (i) RC Nominees (Tempatan) Sdn Bhd, a wholly-owned subsidiary of HLIB was dissolved on 1 July 2014.
- (ii) RC Nominees (Asing) Sdn Bhd, a wholly-owned subsidiary of HLIB was dissolved on 5 June 2015.

47 Significant events subsequent to the financial year

There were no material events subsequent to the end of the financial year that require disclosure or adjustments to the financial statements.

48 Approval of financial statements

The financial statements were authorised for issue by the Board of Directors of the Bank in accordance with a resolution of the Directors on 22 July 2015.

Hong Leong Investment Bank Berhad


Company no: 10209-W


(Incorporated in Malaysia)

Statement by Directors pursuant to Section 169(15) of the Companies Act, 1965

We, Tan Sri Dato' Seri Khalid Ahmad bin Sulaiman and Lee Jim Leng, being two of the Directors of Hong Leong Investment Bank Berhad, do hereby state that, in the opinion of the Directors, the financial statements set out on pages 18 to 134 are drawn up so as to give a true and fair view of the state of affairs of the Group and of the Company as at 30 June 2015 and of the results and the cash flows of the Group and the Bank for the financial year then ended on that date, in accordance with Malaysian Financial Reporting Standards, International Financial Reporting Standards and the requirements of Companies Act, 1965 in Malaysia.

Signed on behalf of the Board of Directors in accordance with their resolution dated 22 July 2015.


Tan Sri Dato' Seri Khalid Ahmad bin Sulaiman
Director


Lee Jim Leng
Director

Kuala Lumpur
21 September 2015


Statutory declaration pursuant to Section 169(16) of the Companies Act, 1965

I, Lau Yew Sun, the officer primarily responsible for the financial management of Hong Leong Investment Bank Berhad, do solemnly and sincerely declare that the financial statements set out on pages 18 to 134 are to the best of my knowledge and belief, correct and I make this solemn declaration conscientiously believing the same to be true and by virtue of the provisions of the Statutory Declarations Act, 1960.

Subscribed and solemnly declared by
the abovenamed Lau Yew Sun
Kuala Lumpur in Wilayah Persekutuan on
21 September 2015

Before me,

Commissioner for Oaths



INDEPENDENT AUDITORS' REPORT
TO THE MEMBER OF HONG LEONG INVESTMENT BANK BERHAD
(Incorporated in Malaysia)
Company no: 10209-W

REPORT ON FINANCIAL STATEMENTS

We have audited the financial statements of Hong Leong Investment Bank Berhad on pages 18 to 134 which comprise the statements of financial position as at 30 June 2015 of the Group and of the Bank, and the income statements, statements of comprehensive income, statements of changes in equity and statements of cash flows of the Group and of the Bank for the year then ended, and a summary of significant accounting policies and other explanatory notes, as set out on Notes 1 to 48.

Directors' Responsibility for the Financial Statements

The Directors of the Bank are responsible for the preparation of financial statements so as to give a true and fair view in accordance with Malaysian Financial Reporting Standards, International Financial Reporting Standards and the requirements of the Companies Act, 1965 in Malaysia. The Directors are also responsible for such internal control as the Directors determine are necessary to enable the preparation of financial statements that are free from material misstatement, whether due to fraud or error.

Auditors' Responsibility

Our responsibility is to express an opinion on these financial statements based on our audit. We conducted our audit in accordance with approved standards on auditing in Malaysia. Those standards require that we comply with ethical requirements and plan and perform the audit to obtain reasonable assurance whether the financial statements are free from material misstatement.

An audit involves performing procedures to obtain audit evidence about the amounts and disclosures in the financial statements. The procedures selected depend on our judgement, including the assessment of risks of material misstatement of the financial statements, whether due to fraud or error. In making those risk assessments, we consider internal control relevant to the entity's preparation of financial statements that give a true and fair view in order to design audit procedures that are appropriate in the circumstances, but not for the purpose of expressing an opinion on the effectiveness of the entity's internal control. An audit also includes evaluating the appropriateness of accounting policies used and the reasonableness of accounting estimates made by the directors, as well as evaluating the overall presentation of the financial statements.

We believe that the audit evidence we have obtained is sufficient and appropriate to provide a basis for our audit opinion

Opinion

In our opinion, the financial statements give a true and fair view of the financial position of the Group and of the Bank as of 30 June 2015 and of their financial performance and cash flows for the financial year then ended in accordance with Malaysian Financial Reporting Standards, International Financial Reporting Standards and the requirements of the Companies Act, 1965 in Malaysia.

**INDEPENDENT AUDITORS' REPORT
TO THE MEMBER OF HONG LEONG INVESTMENT BANK BERHAD (CONTINUED)**
(Incorporated in Malaysia)
Company no: 10209-W

REPORT ON FINANCIAL STATEMENTS (CONTINUED)

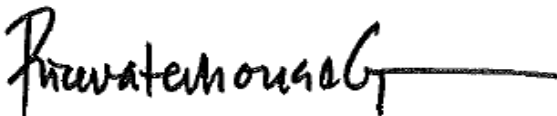
REPORT ON OTHER LEGAL AND REGULATORY REQUIREMENTS

In accordance with the requirements of the Companies Act, 1965 in Malaysia, we also report the following:

- (a) In our opinion, the accounting and other records and the registers required by the Act to be kept by the Bank and its subsidiaries have been properly kept in accordance with the provisions of the Act.
- (b) We are satisfied that the financial statements of the subsidiaries that have been consolidated with the Bank's financial statements are in form and content appropriate and proper for the purposes of the preparation of the financial statements of the Group and we have received satisfactory information and explanations required by us for those purposes.
- (c) Our audit reports on the financial statements of the subsidiaries did not contain any qualification or any adverse comment made under Section 174(3) of the Act.

OTHER MATTERS

This report is made solely to the member of the Bank, as a body, in accordance with Section 174 of the Companies Act, 1965 in Malaysia and for no other purpose. We do not assume responsibility to any other person for the content of this report.



PRICEWATERHOUSECOOPERS
(No. AF: 1146)
Chartered Accountants



NG YEE LING
(No. 3032/01/17 (J))
Chartered Accountant

Kuala Lumpur
21 September 2015